

# AUX



## 2021 VRF SYSTEM



# GROUP PROFILE

Established in 1986, AUX Group is an enterprise group which covers several industries: home appliances, electrical equipment, medical service, real estate and financial investment. For many years it ranked China's top 500 enterprises.

In 2019, the group sales reached RMB 73.5 billion, with total assets of RMB 61.8 billion. It has over 30,000 employees, and 10 manufacturing bases in Ningbo(3), Nanchang, Tianjin, Ma'anshan, Zhengzhou (under construction), Brazil, Indonesia and Thailand, 5 R & D centers. AUX is a leading producer of Smart Meter and Power Box in its sector, and has also ranked No.3 in the Air-Conditioning industry. Currently, it has 24 medical institutions.

It owns 2 listed companies (601567.SH, 02080.HK). As a National-Recognized Enterprise Technology Center, a Technology Innovation Model Enterprise, National Intellectual Property Demonstration Enterprise and a National Post-doctoral Workstation, it owns two globally famous brands: AUX and Sanxing, which worth over RMB 32 billion.

When AUX is working on its development, it also cares about performing its social responsibilities. In the past years, it has donated RMB 298 million in total to various public programs, such as the field of targeted poverty alleviation, education, disaster relief and environment protection.

In the new era, aiming to become a world-class enterprise, AUX will keep carrying out the mission of "Creating an intelligent living environment and Cultivating great talents", and work hard to achieve the strategic goal of "100 billion market value" "100 billion sales and 10 billion profits".

## 2019

*Launched All DC Inverter ARV 6 Globally*

## 2016

*Launched All DC Inverter ARV 5X Globally*

## 2011

*Launched DC Inverter VRF System Globally*

## 2007

*Launched Digital Scroll ARV System*

## 2004

*Got CNAS Certificate*

## 2001

*Entered The CAC Field*

## 1994

*Started RAC Business*

## 1986

*Established AUX Group*

# INDEX

## Outdoor Unit

ARV 6 Series	9
ARV Individual Series	27
ARV Mini Series	31

## Indoor Unit

Cassette	37
Slim Duct	40
Mid ESP Duct	42
High ESP Duct	45
Fresh Air Processing Unit	46
Ceiling&Floor	48
Wall-mounted	51

## Control System

Remote Controller	54
Wired Controller	55
Centralized Controller	57
Centralized Control Software	59
Accessories	63

## HRV

Heat Recovery Ventilator	67
--------------------------	----

## Branch Pipe

Branch Pipe	70
-------------	----

## Project Reference

	71
--	----



# Product Lineup

## Modular VRF Outdoor Unit

### All DC Inverter

Capacity	(kW)	25.2	28.0	33.5	40.0	45.0	50.4	56.0	61.5	Page
	(HP)	8	10	12	14	16	18	20	22	

### ARV 6

	●	●	●	●	●	●	●	●	●	9
---	---	---	---	---	---	---	---	---	---	---

## ARV 6 Series

8/10/12HP	14/16/18/20/22HP	24/26/28/30/32/34/36/38/40/42/44HP
		
46/48/50/52/54/56/58/60/62/64/66HP	68/70/72/74/76/78/80/82/84/86/88HP	
		

## Individual VRF Outdoor Unit

Capacity(kW)	Appearance	61.5	67.0	73.0	78.5	85.0	90.0	Page
--------------	------------	------	------	------	------	------	------	------


<b>ARV Individual</b>		●	●	●	●	●	●	27
-----------------------	---	---	---	---	---	---	---	----

## ARV Individual





22/24HP	26/28/30/32HP
	


# Product Lineup

## Mini VRF Outdoor Unit







Capacity(kW)	8	10	12	14	16	22	26	Page
ARV Mini 	●	●	●	●	●	●	●	31

## Indoor Unit (DC fan motors)


Capacity(kW)	Appearance	2.2	2.8	3.6	4.5	5.6	7.1	8.0	9.0	10.0	11.2	12.5	14.0	15.0	Page
Cassette 		●	●	●	●	●	●	●	●	●	●	●	●		38
Slim Duct 		●	●	●	●	●	●								41
Mid ESP Duct 					●	●	●	●	●	●	●	●	●	●	43
Wall-mounted 		●	●	●	●	●	●								52

Capacity(kW)	Appearance	22.0	28.0	Page
High ESP Duct 		●	●	45
Fresh Air Processor 		●	●	46


## Indoor Unit (AC fan motors)

Capacity(kW)	Appearance	2.2	2.8	3.6	4.5	5.6	7.1	8.0	9.0	10.0	11.2	12.5	14.0	15.0	Page
Cassette 							●	●	●	●	●	●	●		39
Slim Duct 		●	●	●	●	●	●								41
Mid ESP Duct 					●	●	●	●	●	●	●	●	●	●	43
High ESP Duct 											●	●	●	●	45
Ceiling&Floor 		●	●	●	●	●	●	●	●	●	●	●	●		49
Wall-mounted 		●	●	●	●	●	●								52

## AHU Kit

Mode	Appearance	ARVK-01A	ARVK-02A	Page
ARVK 		●	●	63

## Heat Recovery Ventilator

Air Volume(m³/h)	Appearance	200	300	400	500	600	800	1000	1500	2000	2500	3000	4000	5000	Page
HRV 		●	●	●	●	●	●	●	●	●	●	●	●	●	70

# Health



Fresh Air Intake

Air outside can be led into the room via a connection pipe, which keeps the indoor air fresh and healthy.



Long-term Filter

The latest long-term filter ensures better air quality. Meanwhile, the cleaning frequency has been decreased, and maintenance is also much easier.

# Comfort



Anti-Cold-Air

When starting the heating operation, the fan speed is regulated automatically from the lowest speed to the preset level. This function can prevent cold air from blowing out at the beginning of the operation, which avoids the discomfort to the user.



Follow Me

Temperature sensor built in the remote control will sense its surrounding temperature, so the unit can achieve accurate and comfortable temperature control just like the air conditioner is following you.



Fast Cooling /Heating

Startup at high frequency increases cooling/heating capacity and reduces time to reach set temperature, thus you can enjoy cooling and heating in seconds.



Auto swing

Distributes cool/warm air to maximum area by moving horizontal and vertical fags automatically.



Independent Dehumidification

With the independent dehumidification function, the unit can efficiently dehumidify the room and give you more comfort.



3D Air Flow

Combine vertical and horizontal auto swing to ensure an even distribution of air flow throughout the room.



Dimmer

Press this button to shut off the display light on the front panel.



Silent

Indoor fan will run at super breeze speed and indoor noise level can be extremely low when the unit enters silent mode operation.

# Reliability



Self-diagnosis Function

Once abnormal operation or parts failure happen, the unit will monitor the failures, the microcomputer of air conditioner will switch off and protect the system automatically when it happens. Meanwhile, the error or protection code will be displayed on the indoor unit.



Low Ambient Cooling

With special designed PCB, outdoor fan speed can be changed automatically according to condensation temperature. The air conditioner can run cooling operation even when the outdoor ambient temperature down to -15°C.



Intelligent Defrosting

Normal defrost function can only be operated in certain time, but AUX commercial air conditioner's intelligent defrost can start automatically according to the surrounding condition.



Compressor Heating Belt

Auxiliary heating belt can increase compressor oil temperature in winter and prevent defrosting water accumulated, which improves heat transfer efficiency.



No Frosting Chassis

The unique pipeline design makes the temperature on chassis higher than normal units, and it prevents defrosting water accumulated, which improves heat transfer efficiency and solves the drainage problem.



Golden Fin

Effectively prevent bacteria breeding and improve heat transfer efficiency. The unique anti-corrosive golden coating on the condenser can withstand the rain, salty air and other corrosive elements.



Fire-proof Electric Box

Electrical control box adopts new design, which can meet the higher fire safety requirement to prevent the internal fire due to the electric spark accident.

# Energy Saving



**180° Sine Wave Control**

With considerable advantages, DC Inverter 180° sine wave driving technology has much wider range of frequency and voltage, higher energy efficiency, more smooth running and lower noise.



**Sleep Mode**

The function enables the air conditioner to automatically increase cooling or decrease heating 1°C per hour for the first 2 hours, then holds steady for the next 5 hours, after that it will switch off. This function maintains both energy saving and comfort in night.



**Hydrophilic aluminum fin**

The louvered hydrophilic aluminum foil has improved by more than 10%. There refrigerant inlet and outlet are separated, to ensure the sub-cooling and enhance the cooling capacity.



**Full Process By DC Drive**

DC control, DC Compressor, DC indoor motor, DC outdoor motor, and DC Electronic expansion valve make low noise and high efficiency.

# Convenience



**24-hour Timer**

Users can turn on or turn off the air conditioner at any time in 24 hours with remote controller or wireless controller.



**Built-in Drain Pump**

The built-in pump can lift the condensing water 1200 mm upmost from the drainage pan.



**Dual side Drainage**

Both left and right sides of the indoor unit are possible for drainage hose connection, and it's easy for installation with this function.



**Digital Tube Display**

Easily for the running parameters checking and more convenient for troubleshooting, digital tube displays work status such as indoor temperature, setting temperature, the mode of operation, etc.



**Remote Control**

Help users to control the air conditioner easily, you can design your most comfortable settings with this controller.



**Wired Control**

Help users to control the air conditioner easily, the wired controller can be fixed on the wall and avoid mislaying. It's mainly used for commercial zone and makes air conditioner control more convenient.



**Central Control**

With the control function of weekly timer, zone (or group) setting etc., the centralized controller can control 64 units with RS 485 wire connection and the central control adapter.



**WIFI Control**

With the WIFI control, you can easily turn off the air conditioner outside your house via smart device. Furthermore, you can turn it on before you come back. The indoor unit filter can be taken off to wash easily and it keeps cleaning air all the time.



**Washable Filter**

The indoor unit filter can be taken off to wash easily and it keeps cleaning air all the time.



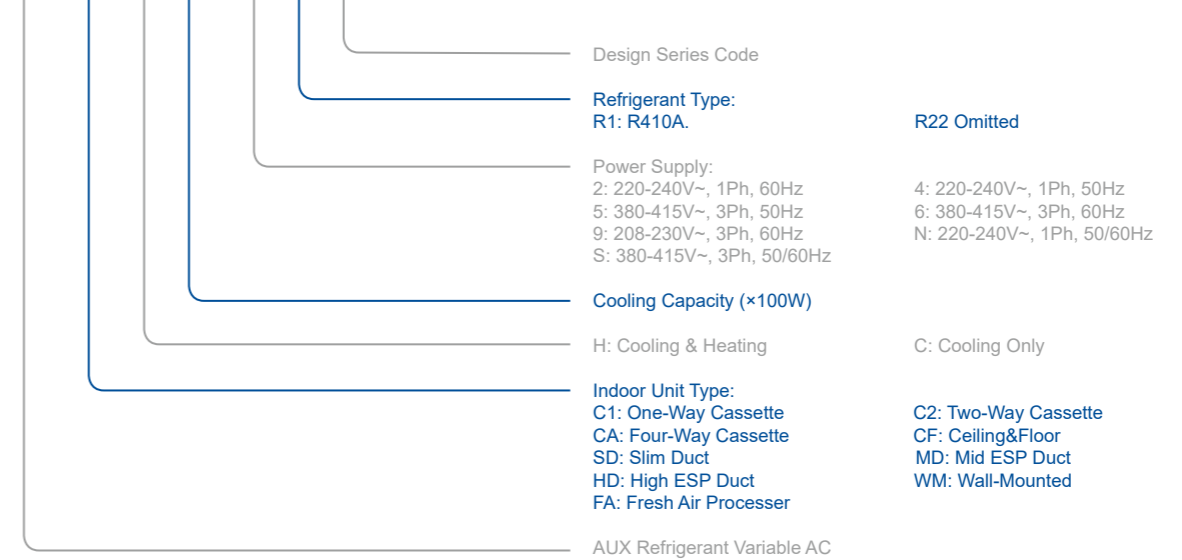
**Auto Restart Function**

If the air conditioner breaks off unexpectedly due to the power cut, it will restart with the previous setting mode automatically when the power resume.

# Nomenclature

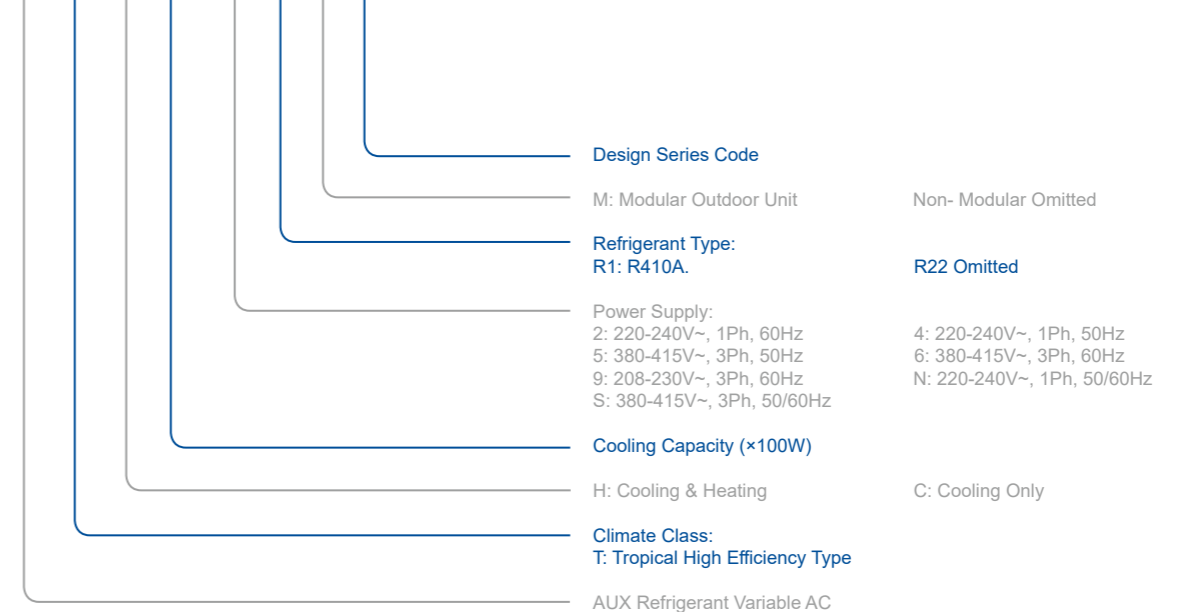
## Indoor Unit

ARV - CA - H 028 / 4 R1 A



## Outdoor Unit

ARV T - H 280 / 4 R1 M A



## Outdoor Units

# ARV 6 Series



## ARV 6 Series

-All DC Inverter ARV System



## VER Technology

### Variable Energy-efficiency Regulation

Evaporating and condensing temperature makes strong effect to the cooling and heating performance and energy-efficiency ratio of AC system.

Thanks to VER technology, ARV6 series has various modes with different refrigerant temperature which lead the system to different performance and energy-efficiency ratio.

**Cooling:** 3 modes with different evaporating temperature.

**Heating:** 3 modes with different condensing temperature.

#### Turbo mode


High cooling and heating performance, cool down or warm up the room rapidly.

#### Basic mode

Default mode, balance the reaction speed and efficiency.

#### High efficiency mode

Satisfy the lowest capacity requirement and low the energy consumption.



Users can choose a certain mode according to the actual need in different area and climate, so that the system can satisfy various requirement, and the seasonal efficiency can be optimized.

# High Efficiency and Energy Saving

## High EER And COP

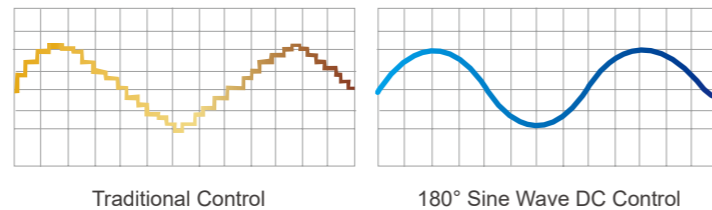
ARV 6 Series achieves the industry's top class energy efficiency in cooling and heating by utilizing all DC inverter compressors, and Enhanced vapor injection.

The cooling EER is up to 4.75 and the heating COP is up to 5.48 in the 8HP category.



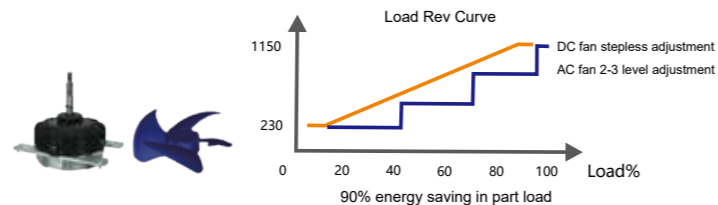
## 180° Sine Wave Control

DC inverter compressor users 180° sine wave vector control technique makes motor operate smooth and increases the efficiency. significantly compared with traditional sawtooth wave. It also can lower the noise level.



## DC Brushless Fan Motor

DC brushless motor adjusts the fan speed according to the system pressure, and running load to enhance the efficiency by 45%. The super aero fan provides a larger air volume and higher static pressure.



## Enhanced Vapor Injection DC Inverter Compressor

### EVI-Enhanced vapor injection

Heating condition, reducing the outlet temperature, increasing the compressor capacity, improving the heating performance.

### Optimize the asymmetric vortex design

Heating condition, reducing the outlet temperature, increasing the compressor capacity, improving the heating performance.

### Dynamic oil balance structure


Oil balance tube implementation parallel compressor and oil quantity dynamic equilibrium, ensuring the reliability of several parallel compressors.

### High efficiency motor configuration

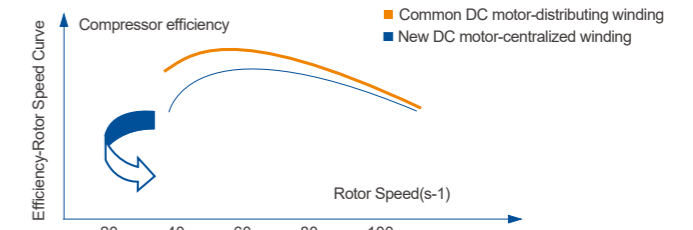
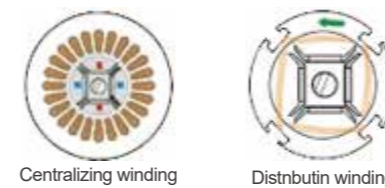
Using high quality material concentrated stator, cooperate with neodymium magnet rotor, having outstanding efficiency.

### High pressure cavity structure

Large exhaust buffer volume, reducing the air flow noise and vibration of the runtime.



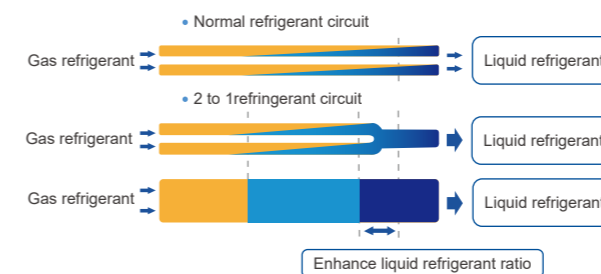
High-efficient permanent magnetic motors are installed, giving better performance than traditional DC inverter compressors.



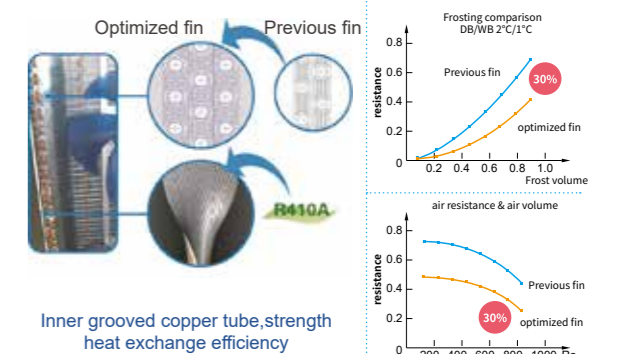
Powerful magnets provide high torque and efficiency and achieve 70% reduction in volume.

## High Efficient Heat Exchanger

Optimized 2 to 1 refrigerant circuit design, increase the heat exchanging efficiency and enhance the ratio of liquid which flow to the evaporator.




Optimized fin design, reduces the water resistance and the wind resistance.

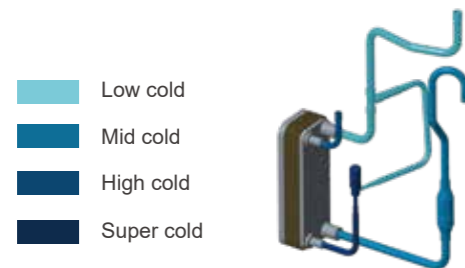


## 2-stage Sub-cooling Technology

The first stage sub-cooling process due to optimized refrigerant circuit and "Inverse fin type" window fin design.



The second stage sub-cooling process by a high efficiency plate heat exchanger with a sub-cooling EXV.



## 4-times Anticipation Energy-saving Control Technology

Module anticipation energy-saving control technology

In partial load, intelligent judgment single operation and the efficiency of the module keep the minimum power consumption.



Compressor anticipation energy-saving adjustment technology

Control compressors quantity and operating frequency, to get higher energy efficiency ratio in partial load.




Fan anticipation energy-saving adjustment technology

Control running quantity and operating frequency, obtain higher energy efficiency ratio under partial load.



Refrigerant anticipation energy-saving technology adjustment

Adjust the opening of the electronic expansion valve, to improve the effect of condenser heat transfer, to get higher energy efficiency ratio under partial load.



## Wide Application Range

### Large Capacity & Free Combination

8 basic models from 8HP to 22HP.

Maximum combination: 88HP(246kW), top level in industry.

Less quantity of system, space saving, easy installation and low cost.



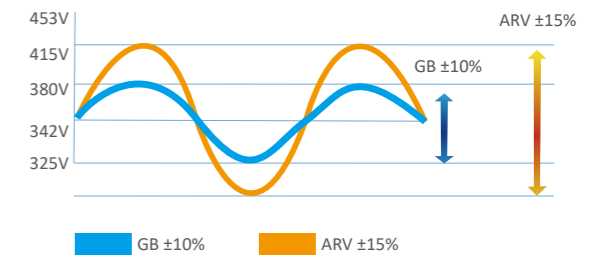
### Wide Operation Range

No matter in hot summer or cold winter, ARV6 can supply comfortable environment for users.



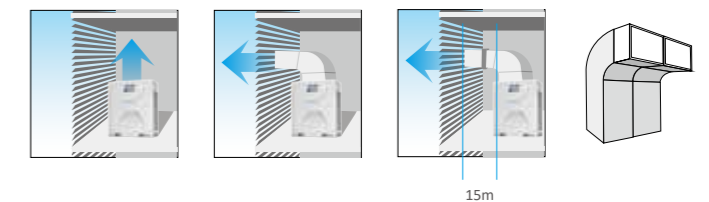
### Wide Voltage Design

In Country with unstable voltage, ARV system still could run stably.



### Changeable ESP

Optimized fan provide outdoor unit up to 80Pa static pressure. Outdoor units can be installed in the service floor or facility room.



### Long Piping Length

Thanks to the DC inverter control technology and sub-cooling circuit technology, it is possible to design a system with longer piping and elevation difference which make it easier to design and installation.

Max. Total piping length — 1000m

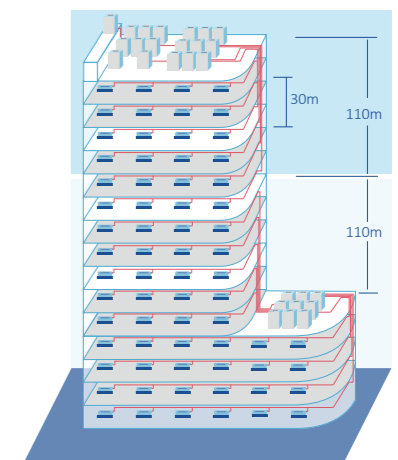
Max. piping length between ODU and farthest IDU — 200m

Max. piping length from 1st indoor branch to the farthest indoor unit — 40m/90m\*

Max. Level difference between indoor units — 30m

Max. Level difference between ODU and IDU units — 110m

\*The longest length after first branch is 40m as standard can be extended to up to 90m under certain conditions. Please contact your local dealer for further information.



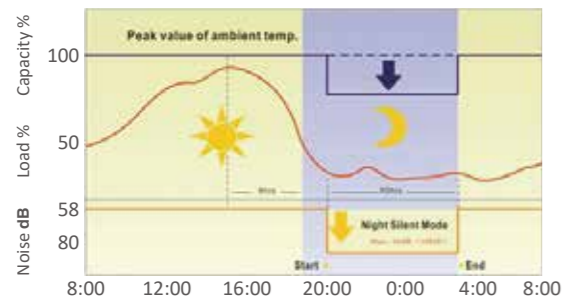


# Comfortable And Healthy Environment

## Silence Operation

### Outdoor Unit Quiet Mode

By using optimized fan blades and the CFD (computational Fluid Dynamics) technology, the product is equipped with the night low-noise operation function. Provide more quiet operation during the night. Minimum operation noise only 45dB(A)



### Indoor Unit Quiet Mode

Innovative centrifugal fan for large diameter and a new design of the spiral duct system equipped with high-quality motor at the same time, making the air supply more quietly and smoothly.

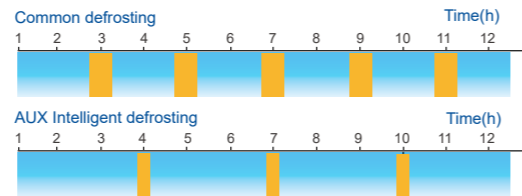


## Intelligent Defrosting

Variable parameters defrost through temperature and pressure sensors, to grasp time accurately which can defrost or heat normally.

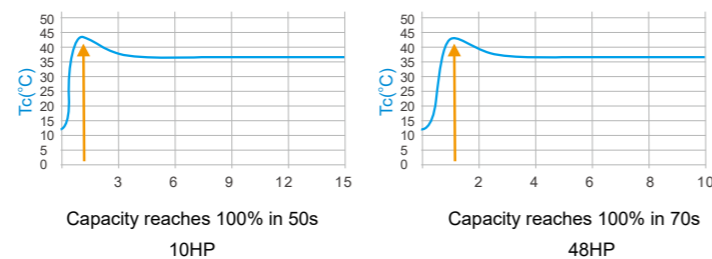
Base on the main unit and at the end of the EXV control the output, fast bolt in liquid refrigerant system, unit operation is more stable; Through the dry run, defrosting exhaust temperature higher, more complete, more conventional. The defrosting time less 3 min than others at least.

Refrigerant pipeline design to ensure outdoor heat exchanger bottom no frost during heating and ice water mixture discharge smoothly when defrosting.



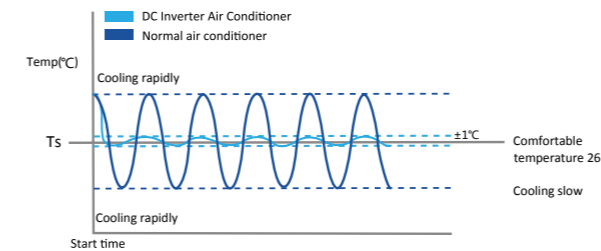
## Fast Warm Up And Cool Down

The DC Inverter Compressor system reaches full load rapidly providing less temperature fluctuation and an improved living environment, bring great user experience.

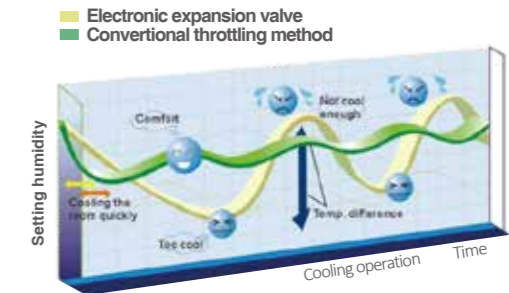


## Precise Temperature Control

AUX composite temperature control technology, through the indoor/outdoor operation condition detection, adjust outdoor power output, optimize the indoor air distribution, achieve the high precision adjustment of 1°C.



The unit uses PI calculation principle to calculate the percentage of indoor capacity demand according to indoor temperature fluctuations, to perform real-time control to the compressor operating frequency and through the double EXV adjustment, precision up to level 1000, accurately control the refrigerant flow, assure indoor comfort.



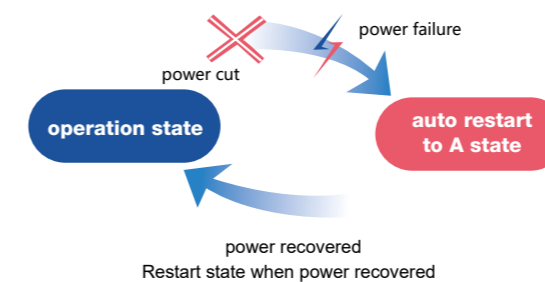
## Humanization Design

### VIP Function

Special VIP control function, the VIP room will decide the whole system operation mode, prior to other mode or economic locking function, ensure the priority of the important room.

### Auto Restart Function

The AC can automatically memorize the operation setting when power is cut off accidentally. It can return to previous setting when power resumes. Recover the former operation state when power is restored, no need restart the unit manually



### Economic Locking Function


Special design economic locking function, through outdoor PCB switch setting. If work in economic lock, AC lowest work cooling temperature will keep in 26°C and highest heating temperature keep 20°C.



# Easy Installation & Maintenance

## Saving Installation Space

Less quantity of system, space saving, easy installation and low cost.



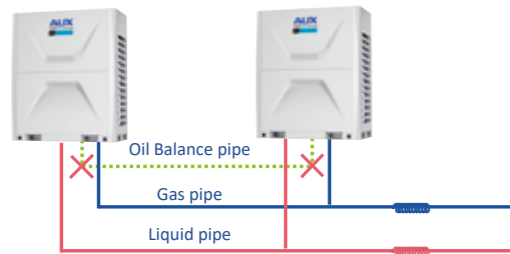
22HP: Required Space Reduced by 44%



88HP: Required Space Reduced by 36%

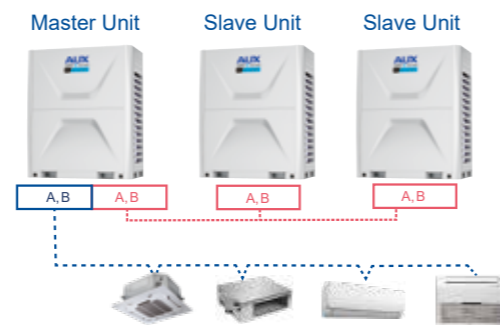
## No Oil Balance Pipe Between ODUS

High efficient oil/gas separating tech, make the system oil balance between compressors without oil balance pipe.



## Non-Polar Communication

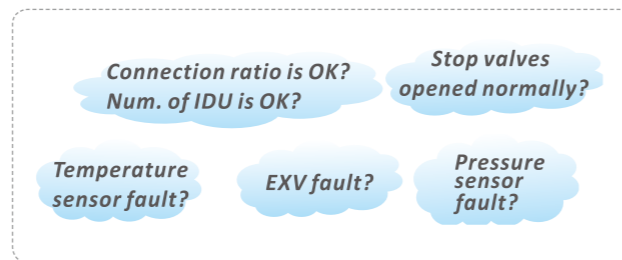
Non-polar communication between IDUs, easy installation and commissioning.



## Auto Commissioning

When commissioning, the outdoor mainboard can check the operation state and show the corresponding error code in engineering mode.

Find out the faults when commissioning, enhance the reliability of the system.



## Auto Refrigerant Recycling & Auto Refrigerant Charging

Refrigerant can be recycled to the outdoor units when maintenance is need.

The outdoor unit can adjust the refrigerant amount according to the operation parameters such as pressure and temperature, and remind the installation personnel to stop charging.



## One Button Test Run

Press the button lightly once in the main PCB board of the master ODU, to realize the cooling and heating test run, don't need to open indoor machine one by one.



## Auto Dust Removal & Auto Snow-Blowing

The outdoor fan can rotate in reverse direction to remove dust on heat exchanger to ensure the heat exchange performance.



## Black BOX Function

Using aviation grade Black BOX technique, memorizing operation parameters before the failure, finding fault information quickly, as an accurate, efficient maintenance services to provide valuable information, maintenance more convenient.



## 360° Pipe-connecting Mode

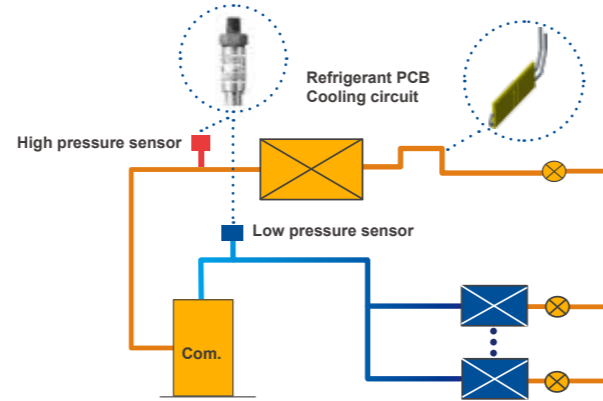
ARV- 6 series can be on the front, left side, right side to choose pipe-connecting direction freely, it's easy to install.



# Reliable & Stable

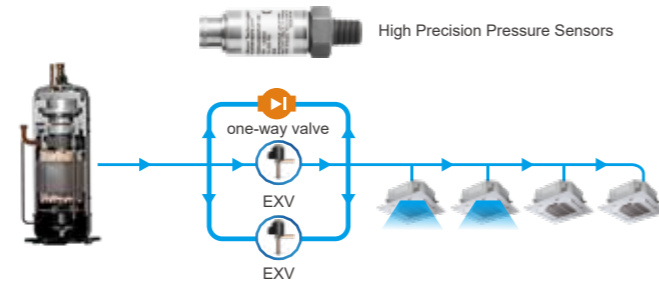
## Refrigerant PCB Cooling System

The PCB is well cooled by the refrigerant, ensuring the system operate steadily even in tropical area. Frequency limit of inverter compressor can be relaxed, so that the output capacity of ODU can be higher than conventional products.



## Precise Refrigerant Control

Real-time monitoring the discharge and suction pressure of the system. The output of compressors and the EXV open degree can be regulated precisely to optimize the compression ratio. Ensuring the compression ratio always in safety zone.



## Module Alternate Operation

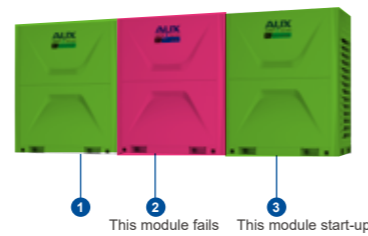
In one combination system, any module could run as the master unit according to the running time. Balance the life of the outdoor units in one system.



## Back-Up Operation Technology

### Module Emergency

As one module breaks down, module emergency can be set, then the rest modules in same combination can run normally.



### Compressor Emergency

As one compressor breaks down, compressor emergency can be set, then another compressor in this unit can run normally.



## All-round Protection



## Oil Return Control Technology

### Dynamic Oil Return Control Technology

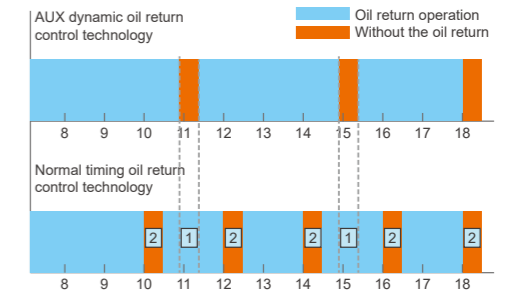
Monitor compressor running state and running time, computing system reasonable oil return time.

### 6-Step Oil Separating Technology

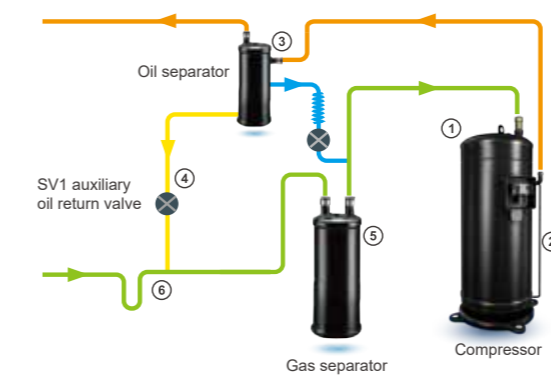
Completely solve the problem of oil, the system more stable and reliable

### Compressor Throwing Oil Technology

When the compressor oil level higher than the warning line, system through tubing eliminate redundant frozen oil, keep the oil balance between compressor.



- 1 Need oil return but there was no oil return operation, which can't guarantee the system stability and reliability.
- 2 Without oil return operation is to carry on the oil return operation, which cause unnecessary waste.



- 1 Compressor with oil mist separation
- 2 Oil self balancing control design
- 3 High efficient oil separator
- 4 Emergency oil circuit design
- 5 Gas-liquid separator oil return
- 6 System with oil return design





# ARV 6 Series

Flexible Outdoor Unit Combination

kW	HP	8HP	10HP	12HP	14HP	16HP	18HP	20HP	22HP
25.2	8	★							
28.0	10		★						
33.5	12			★					
40.0	14				★				
45.0	16					★			
50.4	18						★		
56.0	20							★	
61.5	22								★
67.0	24			★★					
73.0	26		★			★			
78.5	28			★		★			
84.0	30		★					★	
89.5	32		★						★
95.0	34			★					★
101.5	36				★				★
106.5	38					★			★
111.9	40						★		★
117.5	42							★	★
123.0	44								★★
128.5	46			★★					★
134.5	48		★			★			★
140.0	50			★		★			★
145.5	52		★					★	★
151.0	54		★						★★
156.5	56			★					★★
163.0	58				★				★★
168.0	60					★			★★
173.4	62						★		★★
179.0	64							★	★★
184.5	66								★★★
190.0	68			★★					★★
196.0	70		★			★			★★
201.5	72			★		★			★★
207.0	74		★					★	★★
212.5	76		★						★★★
218.0	78			★					★★★
224.5	80				★				★★★
229.5	82					★			★★★
234.9	84						★		★★★
240.5	86							★	★★★
246.0	88								★★★★

\*The above combination types are factory-recommended type. The combined type also can be combined at will.

## ARV 6 Series 380~415V-50/60Hz

HP			8	10	12	14
Model			ARV-H250/SR1MV	ARV-H280/SR1MV	ARV-H330/SR1MV	ARV-H400/SR1MV
Combination	HP		8	10	12	14
Capacity	Cooling	kW	25.2	28	33.5	40
	Heating	kW	25.2	28	33.5	40
Electric Data	Power supply	V~,Hz,Ph	380~415,3,50/60	380~415, 3, 50/60	380~415, 3, 50/60	380~415, 3, 50/60
	Cooling input	kW	5.31	6.11	8.48	9.90
	EER	W/W	4.75	4.58	3.95	4.04
	Heating input	kW	4.6	5.23	6.38	8.25
	COP	W/W	5.48	5.35	5.25	4.85
	SEER		6.7	6.5	7.2	6.5
SCOP		4.2	4.0	4.2	4.3	
Performance	Air Flow Volume	m³/h	12000	12000	12000	14000
	Sound Pressure level	dB(A)	≤58	≤58	≤58	≤61
Compressor	Type		DC inverter	DC inverter	DC inverter	DC inverter
	Quantity		1	1	1	1
Fan motor	Type		DC motor	DC motor	DC motor	DC motor
	Quantity		1	1	1	2
Max. No. of Indoor Units	unit		13	16	20	23
Connection Ratio	%		50~200	50~200	50~200	50~200
Dimension (WxDxH)	Net	mm	990×765×1635	990×765×1635	990×765×1635	1340×765×1635
	Packing	mm	1030×825×1865	1030×825×1865	1030×825×1865	1395×815×1865
Weight	Net	kg	215	230	265	265
	Gross	kg	225	225	240	280
Pipe Diameter	Liquid Side	mm	12.7	12.7	12.7	15.88
	Gas Side	mm	22.2	22.2	22.2	28.6
Operation Range	Cooling	°C	-15~52	-15~52	-15~52	-15~52
	Heating	°C	-25~24	-25~24	-25~24	-25~24
Stuffing Quantity	20/40/40H	unit	14/28/28	14/28/28	14/28/28	11/22/22

## ARV 6 Series 380~415V-50/60Hz

HP			16	18	20	22
Model			ARV-H450/SR1MV	ARV-H500/SR1MV	ARV-H560/SR1MV	ARV-H610/SR1MV
Combination	HP		16	18	20	22
Capacity	Cooling	kW	45	50.4	56	61.5
	Heating	kW	45	50.4	56	61.5
Electric Data	Power supply	V~,Hz,Ph	380~415, 3, 50/60	380~415, 3, 50/60	380~415, 3, 50/60	380~415, 3, 50/60
	Cooling input	kW	11.82	12.63	15.34	18.90
	EER	W/W	3.81	3.99	3.65	3.25
	Heating input	kW	9.78	11.69	13.83	15.44
	COP	W/W	4.60	4.31	4.05	3.98
	SEER		6.3	6.0	5.6	5.2
SCOP		4.2	4.0	3.6	3.5	
Performance	Air Flow Volume	m³/h	14000	16000	16000	16000
	Sound Pressure level	dB(A)	≤61	≤63	≤63	≤63
Compressor	Type		DC inverter	DC inverter	DC inverter	DC inverter
	Quantity		1	2	2	2
Fan motor	Type		DC motor	DC motor	DC motor	DC motor
	Quantity		2	2	2	2
Max. No. of Indoor Units	unit		26	30	33	36
Connection Ratio	%		50~200	50~200	50~200	50~200
Dimension (WxDxH)	Net	mm	1340×765×1635	1340×765×1635	1340×765×1635	1340×765×1635
	Packing	mm	1395×815×1865	1395×815×1865	1395×815×1865	1395×815×1865
Weight	Net	kg	265	330	330	330
	Gross	kg	280	345	345	345
Pipe Diameter	Liquid Side	mm	15.88	15.88	15.88	15.88
	Gas Side	mm	28.6	28.6	28.6	28.6
Operation Range	Cooling	°C	-15~52	-15~52	-15~52	-15~52
	Heating	°C	-25~24	-25~24	-25~24	-25~24
Stuffing Quantity	20/40/40H	unit	11/22/22	11/22/22	11/22/22	11/22/22

Notes:

- Cooling Capacity: Indoor temperature 27°C DB/19°C WB; Outdoor temperature:35°C DB/ 24°C WB.
- Heating Capacity: Indoor temperature 20°C DB; Outdoor temperature: 7°C DB/ 6°C WB.
- Piping Length: Equivalent piping length: 7.5m, level difference: 0m.
- We can guarantee the operation only within 130% Combination. If you want to connect more than 130% combination, please contact us and discuss the requirement.
- Anechoic chamber conversion value, measured in test room. During actual operation. These values are normally somewhat higher as a result of ambient conditions.
- The above designs and specifications are subject to change without prior notice. Final specifications please refer to technical specification provided by sales representative.
- Sound values are measured in a semi-anechoic room, at a position 1m in front of the unit and 1.3m above the floor.
- The above combined types are factory-recommended type. The combined type also can be combined at will.

## ARV 6 Series 380~415V-50/60Hz

HP			24	26	28	30
Model			ARV-H670/SR1MV	ARV-H730/SR1MV	ARV-H780/SR1MV	ARV-H840/SR1MV
Combination	HP		12+12	10+16	12+16	10+20
Capacity	Cooling	kW	67	73	78.5	84
	Heating	kW	67	73	78.5	84
Electric Data	Power supply	V~,Hz,Ph	380~415,3,50/60	380~415,3,50/60	380~415,3,50/60	380~415,3,50/60
	Cooling input	kW	16.96	17.93	20.30	21.45
	EER	W/W	3.95	4.07	3.87	3.92
	Heating input	kW	12.76	15.01	16.16	19.06
	COP	W/W	5.25	4.86	4.86	4.41
	SEER		7.2	6.5	7.2	7.2
	SCOP		4.2	4.2	4.2	4.2
Performance	Air Flow Volume	m <sup>3</sup> /h	12000×2	12000+14000	12000+14000	12000+16000
	Sound Pressure level	dB(A)	≤58	≤61	≤61	≤63
Compressor	Type		DC inverter	DC inverter	DC inverter	DC inverter
	Quantity		2	2	2	3
Fan motor	Type		DC motor	DC motor	DC motor	DC motor
	Quantity		2	3	3	3
Max. No. of Indoor Units	unit		40	42	46	49
Connection Ratio	%		50~200	50~200	50~200	50~200
Dimension (WxDxH)	Net	mm	(990×765×1635)×2	990×765×1635+1340×765×1635	990×765×1635+1340×765×1635	990×765×1635+1340×765×1635
	Packing	mm	(1030×825×1865)×2	1030×825×1865+1395×815×1865	1030×825×1865+1395×815×1865	1030×825×1865+1395×815×1865
Weight	Net	kg	230×2	215+265	230+265	215+330
	Gross	kg	240×2	225+280	240+280	225+345
Pipe Diameter	Liquid Side	mm	19.05(3/4)	19.05(3/4)	19.05(3/4)	19.05(3/4)
	Gas Side	mm	34.93(11/8)	34.93(11/8)	34.93(11/8)	34.93(11/8)
Operation Range	Cooling	°C	-15~52	-15~52	-15~52	-15~52
	Heating	°C	-25~24	-25~24	-25~24	-25~24

## ARV 6 Series 380~415V-50/60Hz

HP			32	34	36	38
Model			ARV-H890/SR1MV	ARV-H950/SR1MV	ARV-H1010/SR1MV	ARV-H1060/SR1MV
Combination	HP		10+22	12+22	14+22	16+22
Capacity	Cooling	kW	89.5	95	101.5	106.5
	Heating	kW	89.5	95	101.5	106.5
Electric Data	Power supply	V~,Hz,Ph	380~415,3,50/60	380~415,3,50/60	380~415,3,50/60	380~415,3,50/60
	Cooling input	kW	25.01	27.38	28.80	30.72
	EER	W/W	3.58	3.47	3.52	3.47
	Heating input	kW	20.67	21.82	23.69	25.22
	COP	W/W	4.33	4.35	4.28	4.22
	SEER		6.5	7.2	6.5	6.3
	SCOP		4.0	4.2	4.3	4.2
Performance	Air Flow Volume	m <sup>3</sup> /h	12000+16000	12000+16000	14000+16000	14000+16000
	Sound Pressure level	dB(A)	≤63	≤63	≤63	≤63
Compressor	Type		DC inverter	DC inverter	DC inverter	DC inverter
	Quantity		3	3	3	3
Fan motor	Type		DC motor	DC motor	DC motor	DC motor
	Quantity		3	3	4	4
Max. No. of Indoor Units	unit		52	56	59	62
Connection Ratio	%		50~200	50~200	50~200	50~200
Dimension (WxDxH)	Net	mm	990×765×1635+1340×765×1635	990×765×1635+1340×765×1635	(1340×765×1635)×2	(1340×765×1635)×2
	Packing	mm	1030×825×1865+1395×815×1865	1030×825×1865+1395×815×1865	(1395×815×1865)×2	(1395×815×1865)×2
Weight	Net	kg	215+330	230+330	265+330	265+330
	Gross	kg	225+345	240+345	280+345	280+345
Pipe Diameter	Liquid Side	mm	19.05(3/4)	19.05(3/4)	19.05(3/4)	19.05(3/4)
	Gas Side	mm	34.93(11/8)	34.93(11/8)	38.1(3/2)	38.1(3/2)
Operation Range	Cooling	°C	-15~52	-15~52	-15~52	-15~52
	Heating	°C	-25~24	-25~24	-25~24	-25~24

### Notes:

- Cooling Capacity: Indoor temperature 27°C DB/19°C WB; Outdoor temperature:35°C DB/ 24°C WB.
- Heating Capacity: Indoor temperature 20°C DB; Outdoor temperature: 7°C DB/ 6°C WB.
- Piping Length: Equivalent piping length: 7.5m, level difference: 0m.
- We can guarantee the operation only within 130% Combination. If you want to connect more than 130% combination, please contact us and discuss the requirement.
- Anechoic chamber conversion value, measured in test room. During actual operation. These values are normally somewhat higher as a result of ambient conditions.
- The above designs and specifications are subject to change without prior notice. Final specifications please refer to technical specification provided by sales representative.
- Sound values are measured in a semi-anechoic room, at a position 1m in front of the unit and 1.3m above the floor.
- The above combined types are factory-recommended type. The combined type also can be combined at will.

## ARV 6 Series 380~415V-50/60Hz

HP			40	42	44	46
Model			ARV-H1120/SR1MV	ARV-H1170/SR1MV	ARV-H1230/SR1MV	ARV-H1280/SR1MV
Combination	HP		18+22	20+22	22+22	12×2+22
Capacity	Cooling	kW	111.9	117.5	123	128.5
	Heating	kW	111.9	117.5	123	128.5
Electric Data	Power supply	V~,Hz,Ph	380~415,3,50/60	380~415,3,50/60	380~415,3,50/60	380~415,3,50/60
	Cooling input	kW	31.53	34.24	37.80	35.86
	EER	W/W	3.55	3.43	3.25	3.58
	Heating input	kW	27.13	29.27	30.88	28.20
	COP	W/W	4.12	4.01	3.98	4.56
	SEER		6.0	5.6	5.2	7.2
	SCOP		4.0	3.6	3.5	4.2
Performance	Air Flow Volume	m <sup>3</sup> /h	16000×2	16000×2	16000×2	12000×2+16000
	Sound Pressure level	dB(A)	≤63	≤63	≤63	≤63
Compressor	Type		DC inverter	DC inverter	DC inverter	DC inverter
	Quantity		4	4	4	4
Fan motor	Type		DC motor	DC motor	DC motor	DC motor
	Quantity		4	4	4	4
Max. No. of Indoor Units	unit		64	64	64	64
Connection Ratio	%		50~200	50~200	50~200	50~200
Dimension (WxDxH)	Net	mm	(1340×765×1635)×2	(1340×765×1635)×2	(1340×765×1635)×2	(990×765×1635)×2+1340×765×1635
	Packing	mm	(1395×815×1865)×2	(1395×815×1865)×2	(1395×815×1865)×2	(1050×815×1805)×2+1395×815×1865
Weight	Net	kg	330×2	330×2	330×2	230×2+330
	Gross	kg	345×2	345×2	345×2	240×2+345
Pipe Diameter	Liquid Side	mm	19.05(3/4)	19.05(3/4)	19.05(3/4)	19.05(3/4)
	Gas Side	mm	38.1(3/2)	38.1(3/2)	38.1(3/2)	38.1(3/2)
Operation Range	Cooling	°C	-15~52	-15~52	-15~52	-15~52
	Heating	°C	-25~24	-25~24	-25~24	-25~24

## ARV 6 Series 380~415V-50/60Hz

HP			48	50	52	54
Model			ARV-H1340/SR1MV	ARV-H1400/SR1MV	ARV-H1450/SR1MV	ARV-H1510/SR1MV
Combination	HP		10+16+22	12+16+22	10+20+22	10+22×2
Capacity	Cooling	kW	134.5	140	145.5	151
	Heating	kW	134.5	140	145.5	151
Electric Data	Power supply	V~,Hz,Ph	380~415,3,50/60	380~415,3,50/60	380~415,3,50/60	380~415,3,50/60
	Cooling input	kW	36.83	39.20	40.35	43.91
	EER	W/W	3.65	3.57	3.61	3.44
	Heating input	kW	30.45	31.60	34.50	36.11
	COP	W/W	4.42	4.43	4.22	4.18
	SEER		6.5	7.2	6.5	6.5
	SCOP		4.2	4.2	4.0	4.0
Performance	Air Flow Volume	m <sup>3</sup> /h	12000+14000+16000	12000+14000+16000	12000+16000×2	12000+16000×2
	Sound Pressure level	dB(A)	≤63	≤63	≤63	≤63
Compressor	Type		DC inverter	DC inverter	DC inverter	DC inverter
	Quantity		4	4	5	5
Fan motor	Type		DC motor	DC motor	DC motor	DC motor
	Quantity		5	5	5	5
Max. No. of Indoor Units	unit		64	64	64	64
Connection Ratio	%		50~200	50~200	50~200	50~200
Dimension (WxDxH)	Net	mm	990×765×1635+(1340×765×1635)×2	990×765×1635+(1340×765×1635)×2	990×765×1635+(1340×765×1635)×2	990×765×1635+(1340×765×1635)×2
	Packing	mm	1050×815×1805+(1395×815×1865)×2	1050×815×1805+(1395×815×1865)×2	1050×815×1805+(1395×815×1865)×2	1050×815×1805+(1395×815×1865)×2
Weight	Net	kg	215+265+330	230+265+330	215+330×2	215+330×2
	Gross	kg	225+280+345	240+280+345	225+345×2	225+345×2
Pipe Diameter	Liquid Side	mm	19.05(3/4)	19.05(3/4)	19.05(3/4)	19.05(3/4)
	Gas Side	mm	38.1(3/2)	41.3(13/8)	41.3(13/8)	41.3(13/8)
Operation Range	Cooling	°C	-15~52	-15~52	-15~52	-15~52
	Heating	°C	-25~24	-25~24	-25~24	-25~24

### Notes:

- Cooling Capacity: Indoor temperature 27°C DB/19°C WB; Outdoor temperature:35°C DB/ 24°C WB.
- Heating Capacity: Indoor temperature 20°C DB; Outdoor temperature: 7°C DB/ 6°C WB.
- Piping Length: Equivalent piping length: 7.5m, level difference: 0m.
- We can guarantee the operation only within 130% Combination. If you want to connect more than 130% combination, please contact us and discuss the requirement.
- Anechoic chamber conversion value, measured in test room. During actual operation. These values are normally somewhat higher as a result of ambient conditions.
- The above designs and specifications are subject to change without prior notice. Final specifications please refer to technical specification provided by sales representative.
- Sound values are measured in a semi-anechoic room, at a position 1m in front of the unit and 1.3m above the floor.
- The above combined types are factory-recommended type. The combined type also can be combined at will.

## ARV 6 Series 380~415V-50/60Hz

HP			56	58	60	62
Model			ARV-H1560/SR1MV	ARV-H1630/SR1MV	ARV-H1680/SR1MV	ARV-H1730/SR1MV
Combination	HP		12+22×2	14+22×2	16+22×2	18+22×2
Capacity	Cooling	kW	156.5	163	168	173.4
	Heating	kW	156.5	163	168	173.4
Electric Data	Power supply	V~, Hz, Ph	380~415, 3, 50/60	380~415, 3, 50/60	380~415, 3, 50/60	380~415, 3, 50/60
	Cooling input	kW	46.28	47.70	49.62	50.43
	EER	WW	3.38	3.42	3.39	3.44
	Heating input	kW	37.26	39.13	40.66	42.57
	COP	WW	4.20	4.17	4.13	4.07
	SEER		7.2	6.5	6.3	6.0
	SCOP		4.2	4.3	4.2	4.0
	Performance	Air Flow Volume	m <sup>3</sup> /h	12000+16000×2	14000+16000×2	14000+16000×2
Sound Pressure level		dB(A)	≤63	≤63	≤63	≤63
Compressor	Type		DC inverter	DC inverter	DC inverter	DC inverter
	Quantity		5	5	5	6
Fan motor	Type		DC motor	DC motor	DC motor	DC motor
	Quantity		5	6	6	6
Max. No. of Indoor Units	unit		64	64	64	64
Connection Ratio	%		50~200	50~200	50~200	50~200
Dimension (WxDxH)	Net	mm	990×765×1635+(1340×765×1635)×2	(1340×765×1635)×3	(1340×765×1635)×3	(1340×765×1635)×3
	Packing	mm	1050×815×1805+(1395×815×1865)×2	(1395×815×1865)×3	(1395×815×1865)×3	(1395×815×1865)×3
Weight	Net	kg	230+330×2	265+330×2	265+330×2	330×3
	Gross	kg	240+345×2	280+345×2	280+345×2	345×3
Pipe Diameter	Liquid Side	mm	19.05(3/4)	19.05(3/4)	19.05(3/4)	19.05(3/4)
	Gas Side	mm	41.3(13/8)	41.3(13/8)	41.3(13/8)	41.3(13/8)
Operation Range	Cooling	°C	-15~52	-15~52	-15~52	-15~52
	Heating	°C	-25~24	-25~24	-25~24	-25~24

## ARV 6 Series 380~415V-50/60Hz

HP			64	66	68	70
Model			ARV-H1790/SR1MV	ARV-H1840/SR1MV	ARV-H1900/SR1MV	ARV-H1960/SR1MV
Combination	HP		20+22×2	22×3	12×2+22×2	10+16+22×2
Capacity	Cooling	kW	179	184.5	190	196
	Heating	kW	179	184.5	190	196
Electric Data	Power supply	V~, Hz, Ph	380~415, 3, 50/60	380~415, 3, 50/60	380~415, 3, 50/60	380~415, 3, 50/60
	Cooling input	kW	53.14	56.70	54.76	55.73
	EER	WW	3.37	3.25	3.47	3.52
	Heating input	kW	44.71	46.32	43.64	45.89
	COP	WW	4.00	3.98	4.35	4.27
	SEER		5.6	5.2	7.2	6.5
	SCOP		3.6	3.5	4.2	4.2
	Performance	Air Flow Volume	m <sup>3</sup> /h	16000×3	16000×3	12000×2+16000×2
Sound Pressure level		dB(A)	≤63	≤63	≤63	≤63
Compressor	Type		DC inverter	DC inverter	DC inverter	DC inverter
	Quantity		6	6	6	6
Fan motor	Type		DC motor	DC motor	DC motor	DC motor
	Quantity		6	6	6	7
Max. No. of Indoor Units	unit		64	64	64	64
Connection Ratio	%		50~200	50~200	50~200	50~200
Dimension (WxDxH)	Net	mm	(1340×765×1635)×3	(1340×765×1635)×3	(990×765×1635)×2+(1340×765×1635)×2	990×765×1635+(1340×765×1635)×3
	Packing	mm	(1395×815×1865)×3	(1395×815×1865)×3	(1050×815×1805)×2+(1395×815×1865)×2	1050×815×1805+(1395×815×1865)×3
Weight	Net	kg	330×3	330×3	230×2+330×2	215+265+330×2
	Gross	kg	345×3	345×3	240×2+345×2	225+280+345×2
Pipe Diameter	Liquid Side	mm	19.05(3/4)	19.05(3/4)	22.2(7/8)	22.2(7/8)
	Gas Side	mm	41.3(13/8)	41.3(13/8)	44.5(7/4)	44.5(7/4)
Operation Range	Cooling	°C	-15~52	-15~52	-15~52	-15~52
	Heating	°C	-25~24	-25~24	-25~24	-25~24

### Notes:

- Cooling Capacity: Indoor temperature 27°C DB/19°C WB; Outdoor temperature: 35°C DB/ 24°C WB.
- Heating Capacity: Indoor temperature 20°C DB; Outdoor temperature: 7°C DB/ 6°C WB.
- Piping Length: Equivalent piping length: 7.5m, level difference: 0m.
- We can guarantee the operation only within 130% Combination. If you want to connect more than 130% combination, please contact us and discuss the requirement.
- Anechoic chamber conversion value, measured in test room. During actual operation. These values are normally somewhat higher as a result of ambient conditions.
- The above designs and specifications are subject to change without prior notice. Final specifications please refer to technical specification provided by sales representative.
- Sound values are measured in a semi-anechoic room, at a position 1m in front of the unit and 1.3m above the floor.
- The above combined types are factory-recommended type. The combined type also can be combined at will.

## ARV 6 Series 380~415V-50/60Hz

HP			72	74	76	78
Model			ARV-H2010/SR1MV	ARV-H2070/SR1MV	ARV-H2120/SR1MV	ARV-H2180/SR1MV
Combination	HP		12+16+22×2	10+20+22×2	10+22×3	12+22×3
Capacity	Cooling	kW	201.5	207	212.5	218
	Heating	kW	201.5	207	212.5	218
Electric Data	Power supply	V~, Hz, Ph	380~415, 3, 50/60	380~415, 3, 50/60	380~415, 3, 50/60	380~415, 3, 50/60
	Cooling input	kW	58.10	59.25	62.81	65.18
	EER	WW	3.47	3.49	3.38	3.34
	Heating input	kW	47.04	49.94	51.55	52.70
	COP	WW	4.28	4.14	4.12	4.14
	SEER		7.2	6.5	6.5	7.2
	SCOP		4.2	4.0	4.0	4.2
	Performance	Air Flow Volume	m <sup>3</sup> /h	12000+14000+16000×2	12000+16000×3	12000+16000×3
Sound Pressure level		dB(A)	≤63	≤63	≤63	≤63
Compressor	Type		DC inverter	DC inverter	DC inverter	DC inverter
	Quantity		6	7	7	7
Fan motor	Type		DC motor	DC motor	DC motor	DC motor
	Quantity		7	7	7	7
Max. No. of Indoor Units	unit		64	64	64	64
Connection Ratio	%		50~200	50~200	50~200	50~200
Dimension (WxDxH)	Net	mm	990×765×1635+(1340×765×1635)×3	990×765×1635+(1340×765×1635)×3	990×765×1635+(1340×765×1635)×3	990×765×1635+(1340×765×1635)×3
	Packing	mm	1050×815×1805+(1395×815×1865)×3	1050×815×1805+(1395×815×1865)×3	1050×815×1805+(1395×815×1865)×3	1050×815×1805+(1395×815×1865)×3
Weight	Net	kg	230+265+330×2	215+330×3	215+330×3	230+330×3
	Gross	kg	240+280+345×2	225+345×3	225+345×3	240+345×3
Pipe Diameter	Liquid Side	mm	22.2(7/8)	22.2(7/8)	22.2(7/8)	22.2(7/8)
	Gas Side	mm	44.5(7/4)	44.5(7/4)	44.5(7/4)	44.5(7/4)
Operation Range	Cooling	°C	-15~52	-15~52	-15~52	-15~52
	Heating	°C	-25~24	-25~24	-25~24	-25~24

## ARV 6 Series 380~415V-50/60Hz

HP			80	82	84	86	88
Model			ARV-H2240/SR1MV	ARV-H2290/SR1MV	ARV-H2350/SR1MV	ARV-H2400/SR1MV	ARV-H2460/SR1MV
Combination	HP		14+22×3	16+22×3	18+22×3	20+22×3	22×4
Capacity	Cooling	kW	224.5	229.5	234.9	240.5	246
	Heating	kW	224.5	229.5	234.9	240.5	246
Electric Data	Power supply	V~, Hz, Ph	380~415, 3, 50/60	380~415, 3, 50/60	380~415, 3, 50/60	380~415, 3, 50/60	380~415, 3, 50/60
	Cooling input	kW	66.60	68.52	69.33	72.04	75.60
	EER	WW	3.37	3.35	3.39	3.34	3.25
	Heating input	kW	54.57	56.10	58.01	60.15	61.76
	COP	WW	4.11	4.09	4.05	4.00	3.98
	SEER		6.5	6.3	6.0	5.6	5.2
	SCOP		4.3	4.2	4.0	3.6	3.5
	Performance	Air Flow Volume	m <sup>3</sup> /h	14000+16000×3	14000+16000×3	16000×4	16000×4
Sound Pressure level		dB(A)	≤63	≤63	≤63	≤63	≤63
Compressor	Type		DC inverter	DC inverter	DC inverter	DC inverter	DC inverter
	Quantity		7	7	8	8	8
Fan motor	Type		DC motor	DC motor	DC motor	DC motor	DC motor
	Quantity		8	8	8	8	8
Max. No. of Indoor Units	unit		64	64	64	64	64
Connection Ratio	%		50~200	50~200	50~200	50~200	50~200
Dimension (WxDxH)	Net	mm	(1340×765×1635)×4	(1340×765×1635)×4	(1340×765×1635)×4	(1340×765×1635)×4	(1340×765×1635)×4
	Packing	mm	(1395×815×1865)×4	(1395×815×1865)×4	(1395×815×1865)×4	(1395×815×1865)×4	(1395×815×1865)×4
Weight	Net	kg	265+330×3	265+330×3	330×4	330×4	330×4
	Gross	kg	280+345×3	280+345×3	345×4	345×4	345×4
Pipe Diameter	Liquid Side	mm	22.2(7/8)	22.2(7/8)	22.2(7/8)	22.2(7/8)	22.2(7/8)
	Gas Side	mm	44.5(7/4)	44.5(7/4)	44.5(7/4)	44.5(7/4)	44.5(7/4)
Operation Range	Cooling	°C	-15~52	-15~52	-15~52	-15~52	-15~52
	Heating	°C	-25~24	-25~24	-25~24	-25~24	-25~24

### Notes:

- Cooling Capacity: Indoor temperature 27°C DB/19°C WB; Outdoor temperature: 35°C DB/ 24°C WB.
- Heating Capacity: Indoor temperature 20°C DB; Outdoor temperature: 7°C DB/ 6°C WB.
- Piping Length: Equivalent piping length: 7.5m, level difference: 0m.
- We can guarantee the operation only within 130% Combination. If you want to connect more than 130% combination, please contact us and discuss the requirement.
- Anechoic chamber conversion value, measured in test room. During actual operation. These values are normally somewhat higher as a result of ambient conditions.
- The above designs and specifications are subject to change without prior notice. Final specifications please refer to technical specification provided by sales representative.
- Sound values are measured in a semi-anechoic room, at a position 1m in front of the unit and 1.3m above the floor.
- The above combined types are factory-recommended type. The combined type also can be combined at will.

## Individual VRF

# ARV Individual Series

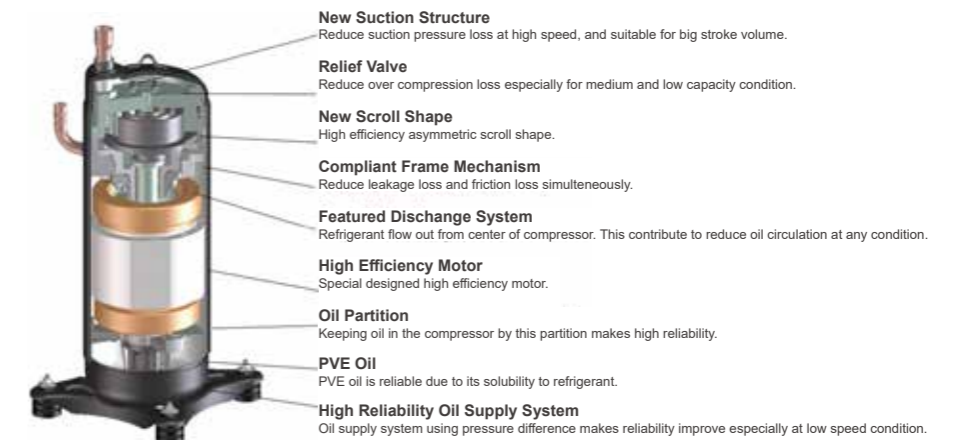


### High Efficiency

Dual DC inverter compressor for each model.

Large heat exchanger with high performance. Ensuring the compression ratio always in safety zone.

High precision and stepless regulation of the output capacity.



### Long Piping Length

Max. Total piping length — 1000m

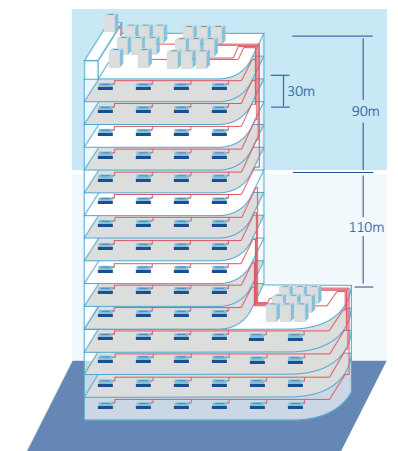
Max. Actual piping length — 190m

Max. piping length from 1st indoor branch to the farthest indoor unit — 40m/90m\*

Max. Level difference between indoor units — 30m

Max. Level difference between ODU and IDU units — 90/110m

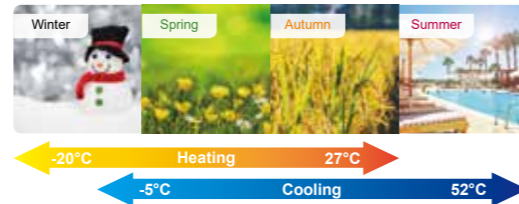
\*The longest length after first branch is 40m as standard can be extended to up to 90m under certain conditions. Please contact your local dealer for further information.





### Wide Operation Range

No matter the ambient temperature is as high as 52°C in hot summer or -20°C in cold winter, the system can operate perfectly and supply comfortable environment for users.

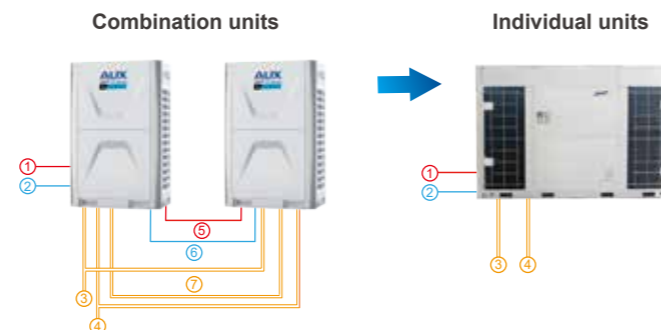


### Easy Installation

Easy installation and less material consumption (compare with combination units).

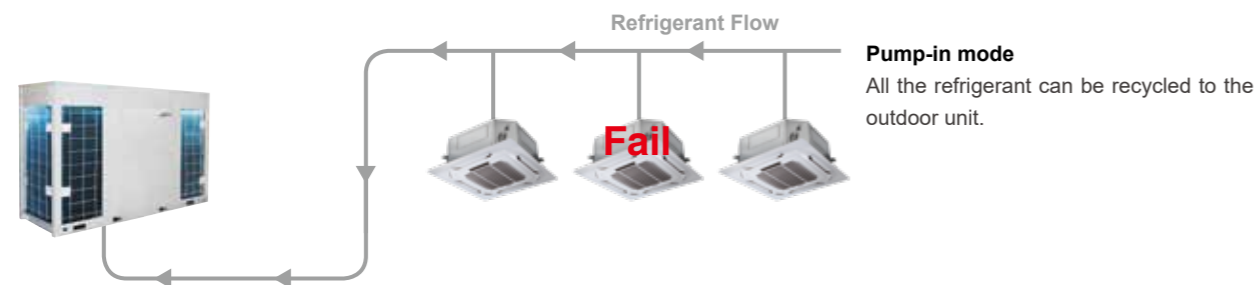
- ① Power & grounding wire
- ② Communication wire
- ③ Main gas pipe
- ④ Main liquid pipe
- ⑤ Power & grounding wire
- ⑥ Communication wire
- ⑦ Oil balance pipe

Compact structure and less occupied space.



### Easy Maintenance

Auto refrigerant recycling (Optional function), easy operation, refrigerant-saving and environment-friendly.



### Refrigerant PCB Cooling Technology

The PCB is well cooled by the refrigerant, ensuring the system operate steadily.



# ARV Individual Series

## ARV Individual Series 380~415V-50Hz

HP			22	24	26	28	30	32
Model	Outdoor	50Hz	ARV-H620/5R1I	ARV-H670/5R1I	ARV-H730/5R1I	ARV-H785/5R1I	ARV-H850/5R1I	ARV-H900/5R1I
	Capacity	Cooling kW	61.5	67	73	78.5	85	90
		Heating kW	69	75	81.5	87.5	95	100
Electric Data	Power supply	V~,Hz,Ph	380~415, 3, 50	380~415, 3, 50	380~415, 3, 50	380~415, 3, 50	380~415, 3, 50	380~415, 3, 50
	Cooling input	kW	18.67	20.1	21.9	23.7	25.8	27.5
	EER	W/W	3.29	3.33	3.33	3.31	3.29	3.27
	Heating input	kW	17.75	19.3	20.2	22	24.4	26.3
Performance	COP	W/W	3.89	3.89	4.03	3.98	3.89	3.80
	Air Flow Volume	m <sup>3</sup> /h	21000	21000	28000	28000	30000	30000
	Sound Pressure level	dB(A)	≤63	≤63	≤65	≤65	≤65	≤65
Compressor	Type		DC inverter	DC inverter	DC inverter	DC inverter	DC inverter	DC inverter
	Quantity		2	2	2	2	2	2
Fan Motor	Type		AC motor	AC motor	AC motor	AC motor	AC motor	AC motor
	Quantity		2	2	2	2	2	2
Max. No. of Indoor Units	unit		36	39	43	46	50	53
Connection Ratio			50~130%	50~130%	50~130%	50~130%	50~130%	50~130%
Dimension (WxDxH)	Net	mm	1590×765×1600	1590×765×1600	2350×765×1600	2350×765×1600	2350×765×1600	2350×765×1600
	Packing	mm	1650x815x1770	1650x815x1770	2410×815×1770	2410×815×1770	2410×815×1770	2410×815×1770
Weight	Net	kg	400	400	500	500	500	500
	Gross	kg	420	420	515	515	515	515
Refrigerant Type			R410a	R410a	R410a	R410a	R410a	R410a
Pipe Diameter	Liquid Side	mm	15.88	15.88	19.05	19.05	19.05	19.05
	Gas Side	mm	28.6	28.6	34.9	34.9	34.9	34.9
Operation Range	Cooling	°C	-5~52	-5~52	-5~52	-5~52	-5~52	-5~52
	Heating	°C	-20~27	-20~27	-20~27	-20~27	-20~27	-20~27
Stuffing Quantity	20/40/40H	unit	7/14/14	7/14/14	4/8/8	4/8/8	4/8/8	4/8/8

Notes:  
 1. Cooling Capacity: Indoor temperature 27°C DB/19°C WB; Outdoor temperature: 35°C DB/ 24°C WB.  
 2. Heating Capacity: Indoor temperature 20°C DB; Outdoor temperature: 7°C DB/ 6°C WB.  
 3. Piping Length: Equivalent piping length: 7.5m, level difference: 0m.  
 4. Anechoic chamber conversion value, measured in test room. During actual operation. These values are normally somewhat higher as a result of ambient conditions.  
 5. The above designs and specifications are subject to change without prior notice. Final specifications please refer to technical specification provided by sales representative.  
 6. Sound values are measured in a semi-anechoic room, at a position 1m in front of the unit and 1.3m above the floor.



# ARV Mini Series

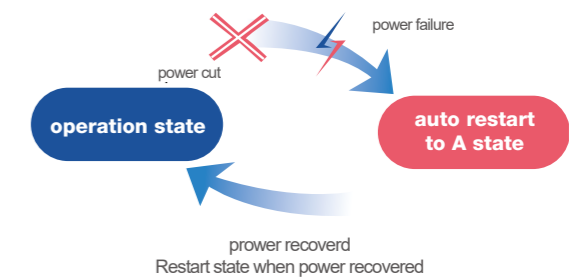


### DC Inverter Compressor

Made of rare earth permanent magnetic material, the rotor could change the motor's round speed by changing the DC voltage motor, thus overcome the electromagnetic noise and rotor loss of AC inverter compressor, then achieves high efficiency as well as low noise.

### Auto Restart Function

The AC can automatically memorize the operation setting when power is cut off accidentally. It can return to previous setting when power resumes. Recover the former operation state when power is restored, no need restart the unit manually.



### Fast Cooling/Heating Technology

The DC Inverter Compressor system reaches full load rapidly providing less temperature fluctuation and an improved living environment, bringing great user experience.

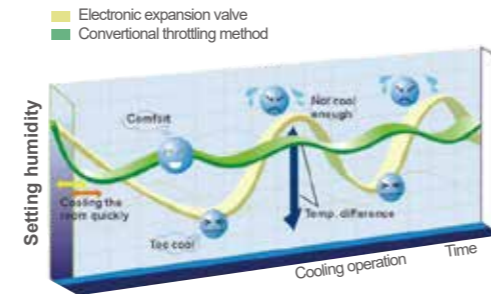
**ARV Mini Series**  
**-All DC Inverter**





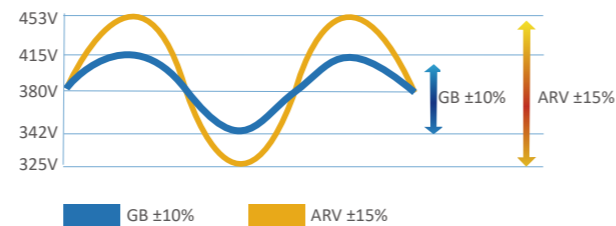
### Accurate Temperature Control

According to change trend of indoor ambient temperature, the unit can use PI algorithm to calculate capacity demand percentage of indoor unit, control operating frequency of compressor in real time and achieve accurate control room temperature.



### Flexible And Diversified Matching Of Indoor And Outdoor Unit

AUX offers a variety indoor units, more than 100 models of 7 types. Capacity ranges are from 2.2Kw to 14Kw. It is full compliance with residential and light commercial place. Our systems can operate up to 130% of capacity which allows any system to be designed to the customers and applications needs.

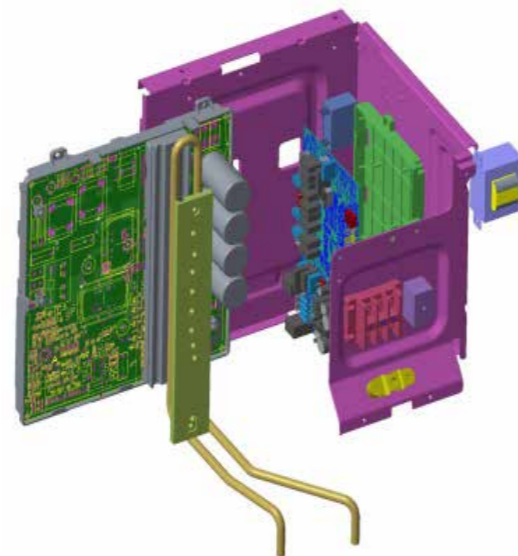


### Wide Voltage Design

In country with unstable voltage, ARV can also run stably.

### Refrigerant PCB Cooling Technology

The PCB is well cooled by the refrigerant, ensuring the system operate steadily.



## ARV Mini Series

### ARV MINI 50/60Hz Single-Phase

Model	Outdoor		ARV-H080/NR1	ARV-H100/NR1	ARV-H120/NR1	ARV-H140/NR1	ARV-H160/NR1
Capacity	Cooling	kW	8.00	10.00	12.30	14.00	16.00
	Heating	kW	9.00	11.50	13.20	16.00	18.00
Electric Data	Power Supply	V~,Hz,Ph	220~240,50/60,1	220~240,50/60,1	220~240,50/60,1	220~240,50/60,1	220~240,50/60,1
	Cooling Power Input	kW	2.30	3.00	3.25	3.95	4.80
	Heating Power Input	kW	2.40	3.20	3.41	4.05	4.80
	Cooling Current	A	10.10	13.20	14.30	17.30	21.10
	Heating Current	A	10.50	14.00	15.00	17.80	21.10
	EER		3.48	3.33	3.78	3.54	3.33
	COP		3.75	3.59	3.87	3.95	3.75
Performance	SEER		6.20	6.10	6.10	6.10	6.10
	SCOP		4.20	4.10	4.10	4.00	4.00
	Air Flow Volume	m³/h	4154	4154	7200	7200	7200
Piping Limite	Noise Level	dB(A)	56	56	57	57	57
	Level difference between IDU and ODU	m	50	50	50	50	50
	Level difference between IDU and IDU	m	10	10	15	15	15
	Between the first brance and the Farthest IDU	m	20	20	40	40	40
Max. No. of Indoor Units	Total Pipe length	m	100	100	150	150	150
	unit		4	5	7	8	9
Connection Ratio	%		50~130	50~130	50~130	50~130	50~130
	Dimension (WxDxH)	mm	970×395×800	970×395×800	940×340×1320	940×340×1320	940×340×1320
Weight	Net	kg	66	66	92	92	96
	Gross	kg	71	71	102	102	106
Refrigerant Type			R410a	R410a	R410a	R410a	R410a
	Pipe Diameter	mm(inch)	9.52(3/8)	9.52(3/8)	9.52(3/8)	9.52(3/8)	9.52(3/8)
Operation Range	Liquid Side	mm(inch)	15.88(5/8)	15.88(5/8)	15.88(5/8)	15.88(5/8)	19.05(3/4)
	Gas Side	mm(inch)	15.88(5/8)	15.88(5/8)	15.88(5/8)	15.88(5/8)	19.05(3/4)
Stuffing Quantity	Cooling	°C	-15~49	-15~49	-15~49	-15~49	-15~49
	Heating	°C	-15~27	-15~27	-15~27	-15~27	-15~27

### ARV MIN 50/60Hz Three-Phase

Model	Outdoor		ARV-H120/SR1DCS7	ARV-H140/SR1DCS7	ARV-H160/SR1DCS7	ARV-H224/SR1DCS7	ARV-H260/SR1DCS7
Capacity	Cooling	kW	12.30	14.00	16.00	22.40	26.00
	Heating	kW	14.00	16.00	18.00	24.50	28.50
Electric Data	Power Supply	V~,Hz,Ph	380~415,50/60,3	380~415,50/60,3	380~415,50/60,3	380~415,50/60,3	380~415,50/60,3
	Cooling Power Input	kW	3.25	4.11	4.66	6.80	7.60
	Heating Power Input	kW	3.41	4.10	5.05	5.90	6.80
	Cooling Current	A	5.09	6.44	7.30	11.10	12.40
	Heating Current	A	5.34	6.42	7.91	9.60	11.10
	EER		3.78	3.41	3.43	3.29	3.42
	COP		4.11	3.90	3.56	4.15	4.19
Performance	SEER		6.10	6.10	6.10	5.90	5.50
	SCOP		4.10	4.00	4.00	3.80	3.75
	Air Flow Volume	m³/h	7200	7200	7200	10500	10500
Piping Limite	Noise Level	dB(A)	56	57	57	62	62
	Level difference between IDU and ODU	m	50	50	50	50	50
	Level difference between IDU and IDU	m	15	15	15	15	15
	Between the first brance and the Farthest IDU	m	40	40	40	40	40
Max. No. of Indoor Units	Total Pipe length	m	150	150	150	250	250
	unit		7	8	9	13	15
Connection Ratio	%		50~130	50~130	50~130	50~130	50~130
	Dimension (WxDxH)	mm	940×340×1320	940×340×1320	940×340×1320	1120×400×1540	1120×400×1540
Weight	Net	kg	101	103	103	160	160
	Gross	kg	111	113	113	175	175
Refrigerant Type			R410A	R410A	R410A	R410A	R410A
	Pipe Diameter	mm(inch)	9.52(3/8)	9.52(3/8)	9.52(3/8)	9.52(3/8)	9.52(3/8)
Operation Range	Liquid Side	mm(inch)	15.88(5/8)	19.05(3/4)	19.05(3/4)	22.2(7/8)	22.2(7/8)
	Gas Side	mm(inch)	15.88(5/8)	19.05(3/4)	19.05(3/4)	22.2(7/8)	22.2(7/8)
Stuffing Quantity	Cooling	°C	-15~49	-15~49	-15~49	-15~49	-15~49
	Heating	°C	-15~27	-15~27	-15~27	-15~27	-15~27

Notes:  
 1. Cooling Capacity: Indoor temperature 27°C DB/ 19°C WB; Outdoor temperature: 35°C DB/ 24°C WB.  
 2. Cooling Capacity (Tropical): Indoor temperature 27°C DB/ 19°C WB; Outdoor temperature: 46.1°C DB.  
 3. Heating Capacity: Indoor temperature 20°C DB; Outdoor temperature: 7°C DB/ 6°C WB.  
 4. Piping Length: Equivalent piping length: 7.5m, level difference: 0m.  
 5. Anechoic chamber conversion value, measured in test room. During actual operation. These values are normally somewhat higher as a result of ambient conditions.  
 6. The above designs and specifications are subject to change without prior notice. Final specifications please refer to technical specification provided by sales representative.

# ARV Mini Series



## Specification-ARV Mini Series 50Hz

Model	Outdoor		ARV-H220/5R1A	ARV-H280/5R1A
Capacity	Cooling	kW	22.40	26.00
	Heating	kW	24.50	28.50
Electric Data	Power Supply	V~,Hz,Ph	380~415,50,3	380~415,50,3
	Cooling Power Input	kW	7.20	8.40
	Heating Power Input	kW	6.70	7.90
	Cooling Current	A	11.60	13.50
	Heating Current	A	11.00	13.00
	EER		3.11	3.10
	COP		3.66	3.61
Performance	Air Flow Volume	m <sup>3</sup> /h	9000	9000
	Noise Level	dB(A)	60	60
Piping Limite	Level difference between IDU and ODU	m	50	50
	Level difference between IDU and IDU	m	15	15
	Between the first brance and the Farthest IDU	m	40	40
	Total Pipe length	m	250	250
Max. No. of Indoor Units	unit	13	15	
Connection Ratio	%	50~130	50~130	
Dimension (WxDxH)	Net	mm	1120×400×1540	1120×400×1540
	Packing	mm	1270×560×1710	1270×560×1710
Weight	Net	kg	150	150
	Gross	kg	170	170
Refrigerant Type			R410a	R410a
Pipe Diameter	Liquid Side	mm(inch)	9.52(3/8)	9.52(3/8)
	Gas Side	mm(inch)	22.22(7/8)	22.22(7/8)
Operation Range	Cooling	°C	-10~52	-10~52
	Heating	°C	-15~24	-15~24
Stuffing Quantity	20/40/40H	unit	17/37/37	17/37/37

Notes:

- Cooling Capacity: Indoor temperature 27°C DB/ 19°C WB; Outdoor temperature:35°C DB/ 24°C WB.
- Cooling Capacity (Tropical): Indoor temperature 27°C DB/19°C WB;Outdoor temperature:46.1°C DB.
- Heating Capacity: Indoor temperature 20°C DB; Outdoor temperature: 7°C DB/ 6°C WB.
- Piping Length: Equivalent piping length: 7.5m, level difference: 0m.
- Anechoic chamber conversion value, measured in test room. During actual operation. These values are normally somewhat higher as a result of ambient c onditions.
- The above designs and specifications are subject to change without prior notice. Final specifications please refer to technical specification provided by sales representative.

# Indoor Units

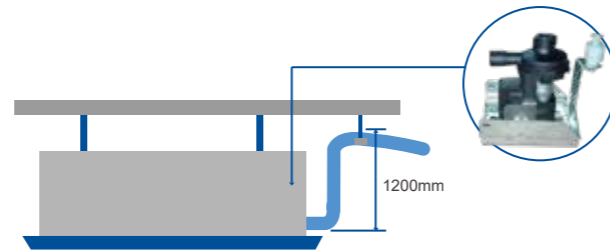
Cassette	38
Slim Duct	40
Mid ESP Duct	42
High ESP Duct	45
Fresh Air Processing Unit	46
Ceiling&Floor	48
Wall-mounted	51



# Cassette

## Built-in Water Drainage Pump

Digital tube displays all contents: indoor temperature, setting temperature, operation mode, etc.  
Clearly to check the running status, more convenient for trouble shooting.



## Optimized Electric Box

Better fire-proof and easy to maintenance.



## Fresh Air Intake

Fresh air makes indoor air healthy and comfortable.



## Quiet Operation

Innovative 3D spiral wind leaf increases air volume and makes the air supply more quietly and smoothly.



## Digital Tube Display

Digital tube displays all contents: indoor temperature, setting temperature, operation mode, etc.  
Clearly to check the running status, more convenient for trouble shooting.



## Fan Motor Options

Choose either AC or DC fan motors.

## Panel Options

Round-way panels can be choose

# Indoor Unit

# Cassette



## Specification-50/60Hz DC fan motor

Model	Indoor		ARVCA-H028/R1X	ARVCA-H036/R1X	ARVCA-H045/R1X	ARVCA-H056/R1X	ARVCA-H071/R1X	ARVCA-H080/R1X
Capacity	Cooling	kW	2.8	3.6	4.5	5.6	7.1	8
	Heating	kW	3	4.3	5	6	8	10
Electric Data	Power Supply	V~,Hz,Ph	220~240,50/60,1	220~240,50/60,1	220~240,50/60,1	220~240,50/60,1	220~240,50/60,1	220~240,50/60,1
	Rated Power	W	33.5	33.5	33.5	33.5	40	40
Performance	Air Flow Volume(Hi/Mid/Low)	m <sup>3</sup> /h	700/600/530	700/600/530	700/600/530	700/600/530	1250/1040/910	1250/1040/910
	Noise Level(Hi/Mid/Low)	dB(A)	45/41/35	45/41/35	45/41/35	45/41/35	38/34/30	38/34/30
Dimension (WxDxH)	Net(Body)	mm	570×570×260	570×570×260	570×570×260	570×570×260	835×835×250	835×835×250
	Packing(Body)	mm	655×655×295	655×655×295	655×655×295	655×655×295	910×910×310	910×910×310
	Net(Panel)	mm	650×650×55	650×650×55	650×650×55	650×650×55	950×950×55	950×950×55
	Packing(Panel)	mm	710×710×80	710×710×80	710×710×80	710×710×80	1000×1000×100	1000×1000×100
Weight	Net/Gross(Body)	kg	19/21	19/21	19/21	19/21	24/29	24/29
	Net/Gross(Panel)	kg	2.2/3.7	2.2/3.7	2.2/3.7	2.2/3.7	5.3/7.8	5.3/7.8
Refrigerant Type			R410a	R410a	R410a	R410a	R410a	R410a
Pipe Diameter	Liquid Side	mm(inch)	6.35(1/4)	6.35(1/4)	6.35(1/4)	6.35(1/4)	9.52(3/8)	9.52(3/8)
	Gas Side	mm(inch)	12.7(1/2)	12.7(1/2)	12.7(1/2)	12.7(1/2)	15.88(5/8)	15.88(5/8)
	Drainage	mm(inch)	DN20(R3/4)	DN20(R3/4)	DN20(R3/4)	DN20(R3/4)	DN20(R3/4)	DN20(R3/4)
Stuffing Quantity	20/40/40H	unit	140/312/354	140/312/354	140/312/354	140/312/354	78/168/184	78/168/184

## Specification-50/60Hz DC fan motor

Model	Indoor		ARVCA-H090/R1X	ARVCA-H100/R1X	ARVCA-H112/R1X	ARVCA-H125/R1X	ARVCA-H140/R1X
Capacity	Cooling	kW	9	10	11.2	12.5	14
	Heating	kW	11	12	12.8	13.3	15
Electric Data	Power Supply	V~,Hz,Ph	220~240,50/60,1	220~240,50/60,1	220~240,50/60,1	220~240,50/60,1	220~240,50/60,1
	Rated Power	W	65	65	101	101	101
Performance	Air Flow Volume(Hi/Mid/Low)	m <sup>3</sup> /h	1500/1200/1050	1500/1200/1050	1800/1440/1260	1800/1440/1260	1800/1440/1260
	Noise Level(Hi/Mid/Low)	dB(A)	43/39/38	43/39/38	45/42/40	45/42/40	46/43/41
Dimension (WxDxH)	Net(Body)	mm	835×835×250	835×835×250	835×835×290	835×835×290	835×835×290
	Packing(Body)	mm	910×910×310	910×910×310	910×910×350	910×910×350	910×910×350
	Net(Panel)	mm	950×950×55	950×950×55	950×950×55	950×950×55	950×950×55
	Packing(Panel)	mm	1000×1000×100	1000×1000×100	1000×1000×100	1000×1000×100	1000×1000×100
Weight	Net/Gross(Body)	kg	25/30	25/30	26/31	26/31	26/31
	Net/Gross(Panel)	kg	5.3/7.8	5.3/7.8	5.3/7.8	5.3/7.8	5.3/7.8
Refrigerant Type			R410a	R410a	R410a	R410a	R410a
Pipe Diameter	Liquid Side	mm(inch)	9.52(3/8)	9.52(3/8)	9.52(3/8)	9.52(3/8)	9.52(3/8)
	Gas Side	mm(inch)	15.88(5/8)	15.88(5/8)	15.88(5/8)	15.88(5/8)	15.88(5/8)
	Drainage	mm(inch)	DN20(R3/4)	DN20(R3/4)	DN20(R3/4)	DN20(R3/4)	DN20(R3/4)
Stuffing Quantity	20/40/40H	unit	78/168/184	78/168/184	68/150/170	68/150/170	68/150/170

Notes:  
 1. Cooling Capacity: Indoor temperature 27°C DB/19°C WB; Outdoor temperature: 35°C DB/24°C WB.  
 2. Heating Capacity: Indoor temperature 20°C DB; Outdoor temperature: 7°C DB/6°C WB.  
 3. Piping Length: Equivalent piping length: 7.5m, level difference: 0m.  
 4. Sound level is measured at 1.4m below the unit.  
 5. The above designs and specifications are subject to change without prior notice. Final specifications please refer to technical specification provided by sales representative.

# Cassette



## Specification-50Hz AC fan motor

Model	Indoor		ARVCA-H071/4R1B	ARVCA-H080/4R1B	ARVCA-H090/4R1B	ARVCA-H100/4R1B	ARVCA-H112/4R1B	ARVCA-H125/4R1B	ARVCA-H140/4R1B
Capacity	Cooling	kW	7.1	8	9	10	11.2	12.5	14
	Heating	kW	8	10	11	12	12.8	13.3	15
Electric Data	Power Supply	V~,Hz,Ph	220~240,50,1	220~240,50,1	220~240,50,1	220~240,50,1	220~240,50,1	220~240,50,1	220~240,50,1
	Rated Power	W	100	100	176	176	200	200	200
Performance	Air Flow Volume(Hi/Mid/Low)	m <sup>3</sup> /h	1250/1040/910	1250/1040/910	1500/1200/1050	1500/1200/1050	1800/1440/1260	1800/1440/1260	1800/1440/1260
	Noise Level(Hi/Mid/Low)	dB(A)	38/34/30	38/34/30	41/37/34	41/37/34	41/38/35	41/38/35	41/38/35
Dimension (WxDxH)	Net(Body)	mm	835×835×250	835×835×250	835×835×250	835×835×250	835×835×290	835×835×290	835×835×290
	Packing(Body)	mm	910×910×310	910×910×310	910×910×310	910×910×310	910×910×350	910×910×350	910×910×350
	Net(Panel)	mm	950×950×55	950×950×55	950×950×55	950×950×55	950×950×55	950×950×55	950×950×55
Weight	Packing(Panel)	mm	1000×1000×100	1000×1000×100	1000×1000×100	1000×1000×100	1000×1000×100	1000×1000×100	1000×1000×100
	Net/Gross(Body)	kg	27/34	27/34	28/35	28/35	30/37	30/37	30/37
Refrigerant Type	Net/Gross(Panel)	kg	5/7	5/7	5/7	5/7	5/7	5/7	5/7
			R410a	R410a	R410a	R410a	R410a	R410a	R410a
Pipe Diameter	Liquid Side	mm(inch)	9.52(3/8)	9.52(3/8)	9.52(3/8)	9.52(3/8)	9.52(3/8)	9.52(3/8)	9.52(3/8)
	Gas Side	mm(inch)	15.88(5/8)	15.88(5/8)	15.88(5/8)	15.88(5/8)	15.88(5/8)	15.88(5/8)	15.88(5/8)
	Drainage	mm(inch)	DN20(R3/4)	DN20(R3/4)	DN20(R3/4)	DN20(R3/4)	DN20(R3/4)	DN20(R3/4)	DN20(R3/4)
Stuffing Quantity	20/40/40H	unit	78/168/184	78/168/184	78/168/184	78/168/184	68/150/170	68/150/170	68/150/170

## Slim Duct

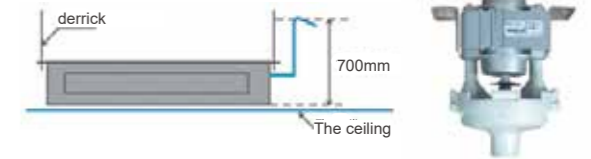
### 2 Ways Draining Connection

There two outlet in left and right, both left and right side of unit are possible for drainage hose connection, easy for installation.



### Built-in Water Pump Optional

The built-in pump can lift condensing water up to 700mm high from the drainage pan installation.



### Ultra Slim Design

The thickness is only 185mm, save installation space.



### Air Outlet Panel Options

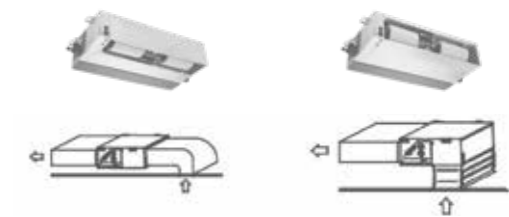
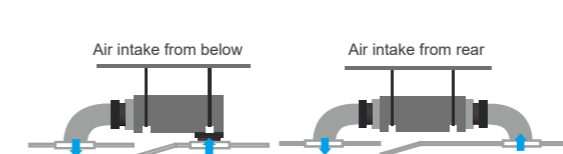
Digital tube displays all contents: indoor temperature, setting temperature, operation mode, etc. Clearly to check the running status, more convenient for trouble shooting.



### Flexible Air Intake Options


Air intake from rear as standard, from bottom is optional.

The size of the plate from bottom is the same as the flange from back, which makes it convenient to change installation style due to different decoration requirements.



### Silence Operation

Innovative centrifugal fan for large diameter and a new design of the spiral duct system equipped with high-quality motor at the same time, making the air supply quieter and smoother.



### Fan Motor Options

Choose either AC or DC fan motors.

Notes:  
 1. Cooling Capacity: Indoor temperature 27°C DB/19°C WB; Outdoor temperature: 35°C DB/24°C WB.  
 2. Heating Capacity: Indoor temperature 20°C DB; Outdoor temperature: 7°C DB/6°C WB.  
 3. Piping Length: Equivalent piping length: 7.5m, level difference: 0m.  
 4. Sound level is measured at 1.4m below the unit.  
 5. The above designs and specifications are subject to change without prior notice. Final specifications please refer to technical specification provided by sales representative.

# Slim Duct



## Specification E Type - 50/60Hz DC fan motor

Model	Indoor		ARVSD-H022/R1X	ARVSD-H028/R1X	ARVSD-H036/R1X	ARVSD-H045/R1X	ARVSD-H056/R1X	ARVSD-H071/R1X
Capacity	Cooling	kW	2.2	2.8	3.6	4.5	5.6	7.1
	Heating	kW	2.5	3.0	4.3	5.0	6.0	8.0
Electric Data	Power Supply	V~, Hz, Ph	220~240, 50/60, 1	220~240, 50/60, 1	220~240, 50/60, 1	220~240, 50/60, 1	220~240, 50/60, 1	220~240, 50/60, 1
	Rated Power	W	57	57	61	80	80	90
Performance	Air Flow Volume(Hi/Mid/Low)	m <sup>3</sup> /h	480/390/320	480/390/320	560/430/390	850/680/575	850/680/575	1000/810/685
	Noise Level(Hi/Mid/Low)	dB(A)	30/26/23	30/26/23	32/28/25	38/35/32	38/35/32	39/36/32
	External Static Pressure(ESP)	Pa	10/30	10/30	10/30	10/30	10/30	10/30
Dimension (WxDxH)	Net	mm	840×460×185	840×460×185	840×460×185	1160×460×185	1160×460×185	1160×460×185
	Packing	mm	1030×545×250	1030×545×250	1030×545×250	1350×545×250	1350×545×250	1350×545×250
Weight		kg	15.5/19	15.5/19	16.5/20	20/24	20/24	22/26
Pipe Diameter	Liquid Side	mm(inch)	6.35(1/4)	6.35(1/4)	6.35(1/4)	6.35(1/4)	6.35(1/4)	9.52(3/8)
	Gas Side	mm(inch)	9.52(3/8)	9.52(3/8)	12.7(1/2)	12.7(1/2)	12.7(1/2)	15.88(5/8)
	Drainage	mm(inch)	DN20(R3/4)	DN20(R3/4)	DN20(R3/4)	DN20(R3/4)	DN20(R3/4)	DN20(R3/4)
Stuffing Quantity	20/40/40H	unit	198/414/460	198/414/460	198/414/460	153/306/340	153/306/340	153/306/340

## Specification E Type -50Hz AC fan motor

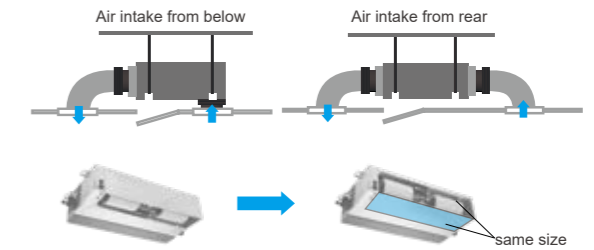
Model	Indoor		ARVSD-H022/4R1A	ARVSD-H028/4R1A	ARVSD-H036/4R1A	ARVSD-H045/4R1A	ARVSD-H056/4R1A	ARVSD-H071/4R1A
Capacity	Cooling	kW	2.2	2.8	3.6	4.5	5.6	7.1
	Heating	kW	2.5	3.0	4.3	5.0	6.0	8.0
Electric Data	Power Supply	V~, Hz, Ph	220~240, 50, 1	220~240, 50, 1	220~240, 50, 1	220~240, 50, 1	220~240, 50, 1	220~240, 50, 1
	Rated Power	W	59	59	65	91	91	113
Performance	Air Flow Volume(Hi/Mid/Low)	m <sup>3</sup> /h	480/390/320	480/390/320	560/430/390	850/680/575	850/680/575	1000/810/685
	Noise Level(Hi/Mid/Low)	dB(A)	30/26/23	30/26/23	32/28/25	38/35/32	38/35/32	39/36/32
	External Static Pressure(ESP)	Pa	10/30	10/30	10/30	10/30	10/30	10/30
Dimension (WxDxH)	Net	mm	840×460×185	840×460×185	840×460×185	1160×460×185	1160×460×185	1160×460×185
	Packing	mm	1030×545×250	1030×545×250	1030×545×250	1350×545×250	1350×545×250	1350×545×250
Weight		kg	15.5/19	15.5/19	16.5/20	20/24	20/24	22/26
Pipe Diameter	Liquid Side	mm(inch)	6.35(1/4)	6.35(1/4)	6.35(1/4)	6.35(1/4)	6.35(1/4)	9.52(3/8)
	Gas Side	mm(inch)	9.52(3/8)	9.52(3/8)	12.7(1/2)	12.7(1/2)	12.7(1/2)	15.88(5/8)
	Drainage	mm(inch)	DN20(R3/4)	DN20(R3/4)	DN20(R3/4)	DN20(R3/4)	DN20(R3/4)	DN20(R3/4)
Stuffing Quantity	20/40/40H	unit	198/414/460	198/414/460	198/414/460	153/306/340	153/306/340	153/306/340

Notes:  
 1. Cooling Capacity: Indoor temperature 27°C DB/19°C WB; Outdoor temperature: 35°C DB/24°C WB.  
 2. Heating Capacity: Indoor temperature 20°C DB; Outdoor temperature: 7°C DB/6°C WB.  
 3. Piping Length: Equivalent piping length: 7.5m, level difference: 0m.  
 4. Sound level is measured at 1.4m below the unit.  
 5. The above designs and specifications are subject to change without prior notice. Final specifications please refer to technical specification provided by sales representative.

# Mid ESP Duct

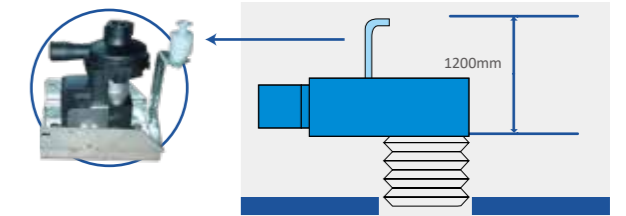
## Flexible Air Intake Options

Air intake from rear as standard, from bottom is optional. The size of the plate from bottom is the same as the flange from back, which makes it convenient to change installation style according to different decoration requirements.



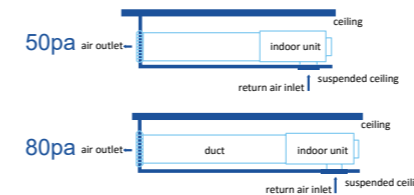
## Built-in Water Pump (Optional)

The built-in pump can lift condensing water up to 1200mm high from the drainage pan.



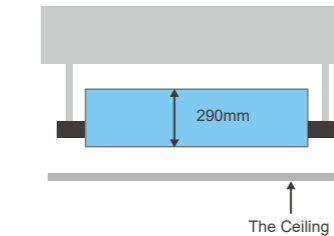
## Optional ESP

50Pa and 80Pa are both optional.



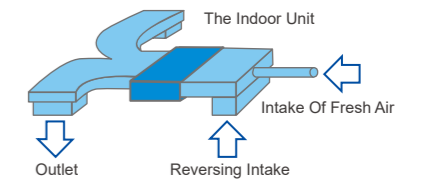
## Ultra Slim Design

Only 290mm in height, save installation space.



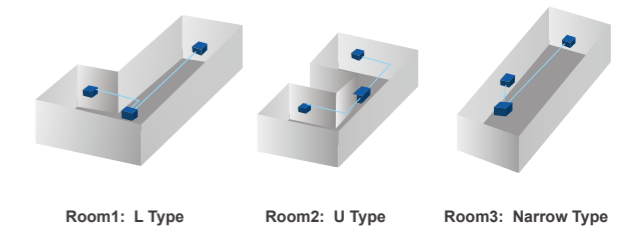
## Fresh Air Intake

Fresh air makes indoor air healthy and comfortable.



## Applicable To A Variety Of Room Types

Specific ESP design can be applied to various room types easily, like rooms of L type or U type; the air outlet can be set separately from the indoor unit, so the air flow can be equally distributed even the room is in irregular structure.



## Fan Motor Options

Choose either AC or DC fan motors.

## Mid ESP Duct



## Specification-50/60HZ DC fan motor

Model	Indoor		ARVMD-H045/R1X	ARVMD-H056/R1X	ARVMD-H071/R1X	ARVMD-H080/R1X	ARVMD-H090/R1X
Capacity	Cooling	kW	4.5	5.6	7.1	8.0	9.0
	Heating	kW	5.1	6.3	8.0	9.0	10.0
Electric Data	Power Supply	V~, Hz, Ph	220~240, 50/60, 1	220~240, 50/60, 1	220~240, 50/60, 1	220~240, 50/60, 1	220~240, 50/60, 1
	Rated Power	W	73	73	106	106	126
Performance	Air Flow Volume(Hi/Mid/Low)	m <sup>3</sup> /h	950/850/700	950/850/700	1300/1100/850	1300/1100/850	1400/1200/950
	Noise Level(Hi/Mid/Low)	dB(A)	40/37/33	40/37/33	41/39/36	41/39/36	44/41/39
	External Static Pressure(ESP)	Pa	50/80	50/80	50/80	50/80	50/80
Dimension (WxDxH)	Net	mm	890×735×290	890×735×290	890×735×290	890×735×290	890×735×290
	Packing	mm	1070×800×360	1070×800×360	1070×800×360	1070×800×360	1070×800×360
Weight	Net/Gross	kg	29.5/34	29.5/34	30.5/35	30.5/35	32.5/37
	Liquid Side	mm(inch)	6.35(1/4)	6.35(1/4)	9.52(3/8)	9.52(3/8)	9.52(3/8)
Pipe Diameter	Gas Side	mm(inch)	12.7(1/2)	12.7(1/2)	15.88(5/8)	15.88(5/8)	15.88(5/8)
	Drainage	mm(inch)	DN20(R3/4)	DN20(R3/4)	DN20(R3/4)	DN20(R3/4)	DN20(R3/4)
Stuffing Quantity	20/40/40H	unit	84/180/210	84/180/210	84/180/210	84/180/210	84/180/210

## Specification-50/60HZ DC fan motor

Model	Indoor		ARVMD-H100/R1X	ARVMD-H112/R1X	ARVMD-H125/R1X	ARVMD-H140/R1X	ARVMD-H150/R1X
Capacity	Cooling	kW	10.0	11.2	12.5	14.0	15.0
	Heating	kW	11.2	12.5	14.0	15.0	17.0
Electric Data	Power Supply	V~, Hz, Ph	220~240, 50/60, 1	220~240, 50/60, 1	220~240, 50/60, 1	220~240, 50/60, 1	220~240, 50/60, 1
	Rated Power	W	126	191	191	220	220
Performance	Air Flow Volume(Hi/Mid/Low)	m <sup>3</sup> /h	1400/1200/950	2000/1700/1400	2000/1700/1400	2200/1850/1550	2200/1850/1550
	Noise Level(Hi/Mid/Low)	dB(A)	44/41/39	45/42/39	45/42/39	47/43/41	47/43/41
	External Static Pressure(ESP)	Pa	50/80	50/80	50/80	50/80	50/80
Dimension (WxDxH)	Net	mm	890×735×290	1250×735×290	1250×735×290	1250×735×290	1250×735×290
	Packing	mm	1070×800×360	1430×800×360	1430×800×360	1430×800×360	1430×800×360
Weight	Net/Gross	kg	32.5/37	42/47	42/47	42/47	42/47
	Liquid Side	mm(inch)	9.52(3/8)	9.52(3/8)	9.52(3/8)	9.52(3/8)	9.52(3/8)
Pipe Diameter	Gas Side	mm(inch)	15.88(5/8)	15.88(5/8)	15.88(5/8)	15.88(5/8)	15.88(5/8)
	Drainage	mm(inch)	DN20(R3/4)	DN20(R3/4)	DN20(R3/4)	DN20(R3/4)	DN20(R3/4)
Stuffing Quantity	20/40/40H	unit	84/180/210	66/138/161	66/138/161	66/138/161	66/138/161

## Specification-50Hz AC fan motor

Model	Indoor		ARVMD-H045/4R1A	ARVMD-H056/4R1A	ARVMD-H071/4R1A	ARVMD-H080/4R1A	ARVMD-H090/4R1A
Capacity	Cooling	kW	4.5	5.6	7.1	8.0	9.0
	Heating	kW	5.0	6.0	8.0	10.0	11.0
Electric Data	Power Supply	V~, Hz, Ph	220~240, 50, 1	220~240, 50, 1	220~240, 50, 1	220~240, 50, 1	220~240, 50, 1
	Rated Power	W	165	165	235	265	265
Performance	Air Flow Volume(Hi/Mid/Low)	m <sup>3</sup> /h	950/760/665	950/760/665	1200/960/840	1500/1200/1050	1500/1200/1050
	Noise Level(Hi/Mid/Low)	dB(A)	42/39/37	42/39/37	45/42/39	48/45/42	48/45/42
	External Static Pressure(ESP)	Pa	50/80	50/80	50/80	50/80	50/80
Dimension (WxDxH)	Net	mm	890×785×290	890×785×290	890×785×290	890×785×290	890×785×290
	Packing	mm	1075×885×370	1075×885×370	1075×885×370	1075×885×370	1075×885×370
Weight	Net/Gross	kg	36/42	36/42	36/44	38/44	38/44
	Liquid Side	mm(inch)	6.35(1/4)	6.35(1/4)	9.52(3/8)	9.52(3/8)	9.52(3/8)
Pipe Diameter	Gas Side	mm(inch)	12.7(1/2)	12.7(1/2)	15.88(5/8)	15.88(5/8)	15.88(5/8)
	Drainage	mm(inch)	DN20(R3/4)	DN20(R3/4)	DN20(R3/4)	DN20(R3/4)	DN20(R3/4)
Stuffing Quantity	20/40/40H	unit	72/156/182	72/156/182	72/156/182	72/156/182	72/156/182

Notes:

- Cooling Capacity: Indoor temperature 27°C DB/ 19°C WB; Outdoor temperature: 35°C DB/ 24°C WB.
- Heating Capacity: Indoor temperature 20°C DB; Outdoor temperature: 7°C DB/ 6°C WB.
- Piping Length: Equivalent piping length: 7.5m, level difference: 0m.
- Sound level is measured at 1.4m below the unit.
- The above designs and specifications are subject to change without prior notice. Final specifications please refer to technical specification provided by sales representative.

## Mid ESP Duct



## Specification-50Hz AC fan motor

Model	Indoor		ARVMD-H100/4R1A	ARVMD-H112/4R1A	ARVMD-H125/4R1A	ARVMD-H140/4R1A	ARVMD-H150/4R1A
Capacity	Cooling	kW	10.0	11.2	12.5	14.0	15.0
	Heating	kW	12.0	12.8	13.3	15.0	16.0
Electric Data	Power Supply	V~, Hz, Ph	220~240, 50, 1	220~240, 50, 1	220~240, 50, 1	220~240, 50, 1	220~240, 50, 1
	Rated Power	W	265	335	335	335	335
Performance	Air Flow Volume(Hi/Mid/Low)	m <sup>3</sup> /h	1500/1200/1050	2000/1600/1400	2000/1600/1400	2000/1600/1400	2200/1760/1540
	Noise Level(Hi/Mid/Low)	dB(A)	48/45/42	51/43/40	51/43/40	51/43/40	51/43/40
	External Static Pressure(ESP)	Pa	50/80	50/80	50/80	50/80	50/80
Dimension (WxDxH)	Net	mm	890×785×290	1250×785×290	1250×785×290	1250×785×290	1250×785×290
	Packing	mm	1075×885×370	1435×885×370	1435×885×370	1435×885×370	1435×885×370
Weight	Net/Gross	kg	38/44	54/61	54/61	54/61	54/61
	Liquid Side	mm(inch)	9.52(3/8)	9.52(3/8)	9.52(3/8)	9.52(3/8)	9.52(3/8)
Pipe Diameter	Gas Side	mm(inch)	15.88(5/8)	15.88(5/8)	15.88(5/8)	15.88(5/8)	15.88(5/8)
	Drainage	mm(inch)	DN20(R3/4)	DN20(R3/4)	DN20(R3/4)	DN20(R3/4)	DN20(R3/4)
Stuffing Quantity	20/40/40H	unit	72/156/182	60/126/147	60/126/147	60/126/147	60/126/147

Notes:

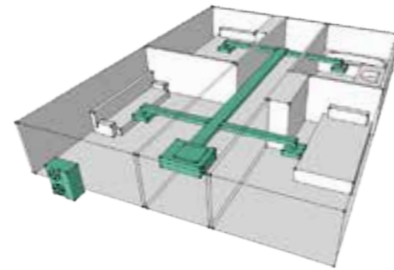
- Cooling Capacity: Indoor temperature 27°C DB/ 19°C WB; Outdoor temperature: 35°C DB/ 24°C WB.
- Heating Capacity: Indoor temperature 20°C DB; Outdoor temperature: 7°C DB/ 6°C WB.
- Piping Length: Equivalent piping length: 7.5m, level difference: 0m.
- Sound level is measured at 1.4m below the unit.
- The above designs and specifications are subject to change without prior notice. Final specifications please refer to technical specification provided by sales representative.

# High ESP Duct



## Long Distance Air Supply

High ESP makes the air supply distance up to 50m.



## Specification-50Hz AC fan motor (196Pa)

Model	Indoor		ARVHD-H112/4R1A	ARVHD-H125/4R1A	ARVHD-H140/4R1A	ARVHD-H150/4R1A
Capacity	Cooling	kW	11.2	12.5	14.0	15.0
	Heating	kW	12.8	13.3	15.0	16.0
Electric Data	Power Supply	V~, Hz, Ph	220~240, 50, 1	220~240, 50, 1	220~240, 50, 1	220~240, 50, 1
	Rated Power	W	600	600	600	600
Performance	Air Flow Volume(Hi/Mid/Low)	m <sup>3</sup> /h	2000/1600/1400	2000/1600/1400	2000/1600/1400	2000/1600/1400
	Noise Level(Hi/Mid/Low)	dB(A)	60/57/51	60/57/51	60/57/51	60/57/51
	External Static Pressure(ESP)	Pa	196	196	196	196
Dimension (WxDxH)	Net	mm	1200×719×380	1200×719×380	1200×719×380	1200×719×380
	Packing	mm	1235×760×415	1235×760×415	1235×760×415	1235×760×415
Weight	Net/Gross	kg	56/59	56/59	56/59	56/59
	Liquid Side	mm(inch)	9.52(3/8)	9.52(3/8)	9.52(3/8)	9.52(3/8)
Pipe Diameter	Gas Side	mm(inch)	19.05(3/4)	19.05(3/4)	19.05(3/4)	19.05(3/4)
	Drainage	mm	DN20(R3/4)	DN20(R3/4)	DN20(R3/4)	DN20(R3/4)
Stuffing Quantity	20/40/40H	unit	65/140/168	65/140/168	65/140/168	65/140/168

## Specification-50/60Hz DC fan motor

Model	Indoor		ARVHD-H220/NR1DC	ARVHD-H280/NR1DC
Capacity	Cooling	kW	22.4	28.0
	Heating	kW	25.0	31.5
Electric Data	Power Supply	V~, Hz, Ph	220~240, 50/60, 1	220~240, 50/60, 1
	Rated Power	W	1200	1200
Performance	Air Flow Volume(Hi/Mid/Low)	m <sup>3</sup> /h	4400	4400
	Noise Level(Hi/Mid/Low)	dB(A)	57	57
	External Static Pressure(ESP)	Pa	170(30-250)	170(30-250)
Dimension (WxDxH)	Net	mm	1388×715×480	1388×715×480
	Packing	mm	1540×810×610	1540×810×610
Weight	Net/Gross	kg	99/120	99/120
	Liquid Side	mm(inch)	12.7(1/2)	12.7(1/2)
Pipe Diameter	Gas Side	mm(inch)	22.2(7/8)	22.2(7/8)
	Drainage	mm	DN25	DN25
Stuffing Quantity	20/40/40H	unit	30/63/84	30/63/84

Notes:

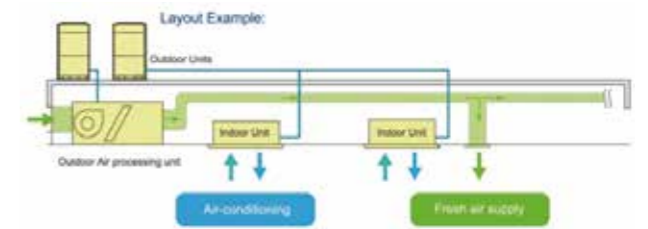
- Cooling Capacity: Indoor temperature 27°C DB/19°C WB; Outdoor temperature: 35°C DB/ 28°C WB.
- Heating Capacity: Indoor temperature 20°C DB; Outdoor temperature: 7°C DB/ 6°C WB.
- Piping Length: Equivalent piping length: 7.5m, level difference: 0m.
- Sound level is measured at 1.4m below the unit.
- The above designs and specifications are subject to change without prior notice. Final specifications please refer to technical specification provided by sales representative.

# Fresh Air Processor



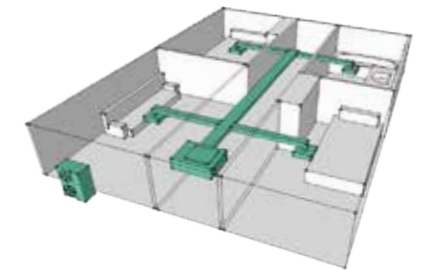
## Innovative Air Supply Technology For Excellent Room Temperature Control

Fall all models, return air bellow and air filter are standard configuration.



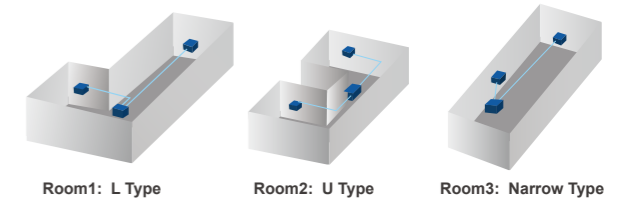
## Long Distance Air Supply

High ESP makes the air supply distance up to 50m.



## Applicable To A Variety Of Room Types

Specific ESP design can be applied to various room types easily, like rooms of L type or U type; the air outlet can be set separately from the indoor unit, so the air flow can be equally distributed even the room is in irregular structure.



## Specification-50/60Hz DC fan motor

Model	Indoor		ARVFA-H220/NR1DC	ARVFA-H280/NR1DC
Capacity	Cooling	kW	22.4	28.0
	Heating	kW	18.0	22.0
Electric Data	Power Supply	V~, Hz, Ph	220~240, 50/60, 1	220~240, 50/60, 1
	Rated Power	W	900	900
Performance	Air Flow Volume(Hi/Mid/Low)	m <sup>3</sup> /h	3200	3200
	Noise Level(Hi/Mid/Low)	dB(A)	55	55
	External Static Pressure(ESP)	Pa	220	220
Dimension (WxDxH)	Net	mm	1388×715×480	1388×715×480
	Packing	mm	1540×810×610	1540×810×610
Weight	Net/Gross	kg	99/120	99/120
	Liquid Side	mm(inch)	12.7(1/2)	12.7(1/2)
Pipe Diameter	Gas Side	mm(inch)	22.2(7/8)	22.2(7/8)
	Drainage	mm	DN25	DN25
Stuffing Quantity	20/40/40H	unit	30/63/84	30/63/84

Notes:

- Cooling Capacity: Outdoor temperature 35°C DB/28°C WB.
  - Heating Capacity: Outdoor temperature 7°C DB/6°C WB.
  - Piping Length: Equivalent piping length: 7.5m, level difference: 0m.
  - Sound level is measured at 1.4m below the unit.
  - The above design and specifications are subject to change without prior notice. Final specifications please refer to technical specification provided by sales representative.
- Connection Conditions:  
 When only outdoor-air processing units are connected, the total capacity of the outdoor-air processing units must be within 50%~100% of the outdoor units.  
 When outdoor-air processing units and other type indoor units are connected, the total capacity of the outdoor-air processing units must not exceed 30% of the outdoor units.



# Ceiling & Floor

## Ceiling & Floor



### 3D Air Swing

Vertical and horizontal swing makes air below to every corner of the room.



### Ultra Slim Design

The thickness is only 205mm, saving installation space.



### Innovative Centrifugal Fan

All units are equipped with 3-speed fan mode, adjusting the air flow rate in accordance with the ceiling height. Innovative centrifugal fan provides larger air volume but lower noise, making the air supply more quietly and smoothly.



### Flexible Installation

Vertically installed against the wall or horizontally installed under the ceiling.



## FEATURES

■ optional ■ standard

- Auto Restart Function
- Sleep Mode
- Fast Cooling/Heating
- Long-term Filter
- Intelligent Defrosting
- 3D Air Flow
- Anti-Cold-Air
- Remote Control
- Low Ambient Cooling
- Silent
- Wired Control
- Central Control
- Golden Fin
- WiFi Control

# Ceiling&Floor



## Specification-50Hz AC fan motor

Model	Indoor		ARVCF-H028/4R1A	ARVCF-H036/4R1A	ARVCF-H045/4R1A	ARVCF-H056/4R1A	ARVCF-H071/4R1A	ARVCF-H080/4R1A
Capacity	Cooling	kW	2.8	3.6	4.5	5.6	7.1	8.0
	Heating	kW	3.0	4.3	5.0	6.0	8.0	10.0
Electric Data	Power Supply	V~,Hz,Ph	220~240,50,1	220~240,50,1	220~240,50,1	220~240,50,1	220~240,50,1	220~240,50,1
	Rated Power	W	80.0	80.0	80	80	140	140
Performance	Air Flow Volume(Hi/Mid/Low)	m <sup>3</sup> /h	450/360/315	630/504/441	950/760/665	950/760/665	1300/1040/910	1500/1200/1050
	Noise Level(Hi/Mid/Low)	dB(A)	37/34/31	39/36/33	42/39/36	42/39/36	45/42/39	47/44/41
Dimension (WxDxH)	Net	mm	929×660×205	929×660×205	929×660×205	929×660×205	1280×660×205	1280×660×205
	Packing	mm	1010×720×290	1010×720×290	1010×720×290	1010×720×290	1360×720×290	1360×720×290
Weight	Net/Gross	kg	26/29	26/29	26/29	26/29	35/39	35/39
	Liquid Side	mm(inch)	6.35(1/4)	6.35(1/4)	6.35(1/4)	6.35(1/4)	9.52(3/8)	9.52(3/8)
Pipe Diameter	Gas Side	mm(inch)	12.7(1/2)	12.7(1/2)	12.7(1/2)	12.7(1/2)	15.88(5/8)	15.88(5/8)
	Drainage	mm(inch)	DN20(R3/4)	DN20(R3/4)	DN20(R3/4)	DN20(R3/4)	DN20(R3/4)	DN20(R3/4)
Stuffing Quantity	20/40/40H	unit	136/280/315	136/280/315	136/280/315	136/280/315	96/200/225	96/200/225

## Specification-50Hz AC fan motor

Model	Indoor		ARVCF-H090/4R1A	ARVCF-H100/4R1A	ARVCF-H112/4R1A	ARVCF-H125/4R1A	ARVCF-H140/4R1A
Capacity	Cooling/Heating	kW	9.0	10.0	11.2	12.5	14.0
		kW	11.0	12.0	12.8	13.3	15.0
Electric Data	Power Supply	V~,Hz,Ph	220~240,50,1	220~240,50,1	220~240,50,1	220~240,50,1	220~240,50,1
	Cooling/Heating Power Input	W	140	140	210	210	210
Performance	Air Flow Volume(Hi/Mid/Low)	m <sup>3</sup> /h	1500/1200/1050	1500/1200/1050	1800/1440/1260	1800/1440/1260	1800/1440/1260
	Sound Power Noise Level	dB(A)	47/44/41	47/44/41	48/45/42	48/45/42	48/45/42
Dimension (WxDxH)	Net	mm	1280×660×205	1280×660×205	1631×660×205	1631×660×205	1631×660×205
	Packing	mm	1360×720×290	1360×720×290	1710×720×290	1710×720×290	1710×720×290
Weight	Net/Gross	kg	35/39	35/39	45/51	45/51	45/51
	Liquid Side	mm(inch)	9.52(3/8)	9.52(3/8)	9.52(3/8)	9.52(3/8)	9.52(3/8)
Pipe Diameter	Gas Side	mm(inch)	15.88(5/8)	15.88(5/8)	15.88(5/8)	15.88(5/8)	15.88(5/8)
	Drainage	mm(inch)	DN20(R3/4)	DN20(R3/4)	DN20(R3/4)	DN20(R3/4)	DN20(R3/4)
Stuffing Quantity	20/40/40H	unit	96/200/225	96/200/225	80/168/189	80/168/189	80/168/189

Notes:

- Cooling Capacity: Indoor temperature 27°C DB/19°C WB; Outdoor temperature:35°C DB/24°C WB.
- Heating Capacity:Indoor temperature 20°C DB;Outdoor temperature:7°C DB/6°C WB.
- Piping Length:Equivalent piping length: 7.5m ,level difference: 0m.
- Floor standing:Sound level is measured 1m from air-outlet in horizontal distance, 1m above the floor in vertical distance.
- Ceiling mounted: Sound level is measured 1m from air-outlet in horizontal distance, 1m from air-outlet in vertical distance.
- The above designs and specifications are subject to change without prior notice. Final specifications please refer to technical specification provided by sales representative.



# Wall-mounted

## FEATURES

- Remote Control
- Intelligent Defrosting
- Sleep Mode
- Fast Cooling/Heating
- Anti-Cold-Air
- Digital Tube Display
- Wired Control
- Central Control

■ optional ■ standard

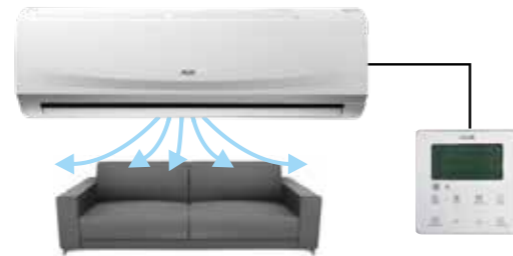
# Wall-mounted

## A Variety Of Panels

A variety of panels can be chosen

## Wired Control

Remote controller is standard, and wired controller is optional. Wired controller can be fixed on the wall to avoid mislaying. It's mainly used for commercial zone and makes air conditioner control more convenient.



## 2 Ways Draining Connection

Both left and right sides of unit are possible for drainage pipe connection, easy for installation.



## Convenient Installation

EXV is built-in the indoor unit, compact size. Adopts new type fixing plate, stable and easy to install.

## Fan Motor Options

Choose either AC or DC fan motors.

# Indoor Unit

# Wall-mounted



J type



L type

## Specification-50/60HZ DC fan motor (L type)

Model	Indoor		ARVWM-H022/R1X(L)	ARVWM-H028/R1X(L)	ARVWM-H036/R1X(L)	ARVWM-H045/R1X(L)	ARVWM-H056/R1X(L)	ARVWM-H071/R1X(L)
Capacity	Cooling	kW	2.2	2.8	3.6	4.5	5.6	7.1
	Heating	kW	2.5	3	4.3	5	6	8
Electric Data	Power Supply	V~, Hz, Ph	220~240, 50/60, 1	220~240, 50/60, 1	220~240, 50/60, 1	220~240, 50/60, 1	220~240, 50/60, 1	220~240, 50/60, 1
	Rated Power	W	14	14	14	25	25	35
Performance	Air Flow Volume(Hi/Mid/Low)	m <sup>3</sup> /h	650/600/580	650/600/580	650/600/580	850/750/650	850/750/650	1200/950/800
	Noise Level(Hi/Mid/Low)	dB(A)	38/33/27	38/33/27	38/33/27	45/41/35	45/41/35	48/45/39
Dimension (WxDxH)	Net	mm	850×300×198	850×300×198	850×300×198	970×315×235	970×315×235	1100×330×235
	Packing	mm	905×357×267	905×357×267	905×357×267	1010×370×300	1010×370×300	1140×385×300
Weight	Net/Gross	kg	10/13	10/13	10/13	14/18	14/18	16/20
	Liquid Side	mm(inch)	6.35(1/4)	6.35(1/4)	6.35(1/4)	6.35(1/4)	6.35(1/4)	6.35(1/4)
Pipe Diameter	Gas Side	mm(inch)	9.52(3/8)	9.52(3/8)	9.52(3/8)	12.7(1/2)	12.7(1/2)	15.88(5/8)
	Drainage	mm(inch)	DN20(R3/4)	DN20(R3/4)	DN20(R3/4)	DN20(R3/4)	DN20(R3/4)	DN20(R3/4)
Stuffing Quantity	20/40/40H	unit	336/696/812	336/696/812	336/696/812	258/546/637	258/546/637	234/492/492

## Specification-50Hz AC fan motor (L type)

Model	Indoor		ARVWM-H022/4R1A(L)	ARVWM-H028/4R1A(L)	ARVWM-H036/4R1A(L)	ARVWM-H045/4R1A(L)	ARVWM-H056/4R1A(L)	ARVWM-H071/4R1A(L)
Capacity	Cooling	kW	2.2	2.8	3.6	4.5	5.6	7.1
	Heating	kW	2.5	3.0	4.3	5.0	6.0	8.0
Electric Data	Power Supply	V~, Hz, Ph	220~240, 50, 1	220~240, 50, 1	220~240, 50, 1	220~240, 50, 1	220~240, 50, 1	220~240, 50, 1
	Rated Power	W	38	38	38	68	68	82
Performance	Air Flow Volume(Hi/Mid/Low)	m <sup>3</sup> /h	650/600/580	650/600/580	650/600/580	850/750/650	850/750/650	1200/950/800
	Noise Level(Hi/Mid/Low)	dB(A)	38/33/27	38/33/27	38/33/27	45/41/35	45/41/35	48/45/39
Dimension (WxDxH)	Net	mm	850×300×198	850×300×198	850×300×198	970×315×235	970×315×235	1100×330×235
	Packing	mm	905×357×267	905×357×267	905×357×267	1010×370×300	1010×370×300	1140×385×300
Weight	Net/Gross	kg	10/13	10/13	10/13	14/18	14/18	16/20
	Liquid Side	mm(inch)	6.35(1/4)	6.35(1/4)	6.35(1/4)	6.35(1/4)	6.35(1/4)	6.35(1/4)
Pipe Diameter	Gas Side	mm(inch)	9.52(3/8)	9.52(3/8)	9.52(3/8)	12.7(1/2)	12.7(1/2)	15.88(5/8)
	Drainage	mm(inch)	DN20(R3/4)	DN20(R3/4)	DN20(R3/4)	DN20(R3/4)	DN20(R3/4)	DN20(R3/4)
Stuffing Quantity	20/40/40H	unit	336/696/812	336/696/812	336/696/812	258/546/637	258/546/637	234/492/492

## Specification- 50/60Hz DC fan motor (J type)

Model	Indoor		ARVWM-H022/NR1DJA	ARVWM-H028/NR1DJA	ARVWM-H036/NR1DJA	ARVWM-H045/NR1DJA	ARVWM-H056/NR1DJA	ARVWM-H071/NR1DJA
Capacity	Cooling	kW	2.2	2.8	3.6	4.5	5.6	7.1
	Heating	kW	2.5	3.2	4.3	5.0	6.3	8.0
Electric Data	Power Supply	V~, Hz, Ph	220~240, 50/60, 1	220~240, 50/60, 1	220~240, 50/60, 1	220~240, 50/60, 1	220~240, 50/60, 1	220~240, 50/60, 1
	Rated Power	W	14	14	14	25	25	35
Performance	Air Flow Volume(Hi/Mid/Low)	m <sup>3</sup> /h	650/600/580	650/600/580	650/600/580	850/750/650	850/750/650	1200/950/800
	Noise Level(Hi/Mid/Low)	dB(A)	38/33/27	38/33/27	38/33/27	45/41/35	45/41/35	48/45/39
Dimension (WxDxH)	Net	mm	881×294×194	881×294×194	881×294×194	997×316×227	997×316×227	1132×330×232
	Packing	mm	965×370×282	950×357×257	950×357×257	1067×385×312	1067×385×312	1205×400×317
Weight	Net/Gross	kg	10/13	10/13	10/13	14/18	14/18	16/20
	Liquid Side	mm(inch)	6.35(1/4)	6.35(1/4)	6.35(1/4)	6.35(1/4)	6.35(1/4)	6.35(1/4)
Pipe Diameter	Gas Side	mm(inch)	9.52(3/8)	9.52(3/8)	9.52(3/8)	12.7(1/2)	12.7(1/2)	15.88(5/8)
	Drainage	mm(inch)	DN20(R3/4)	DN20(R3/4)	DN20(R3/4)	DN20(R3/4)	DN20(R3/4)	DN20(R3/4)
Stuffing Quantity	20/40/40H	unit	336/696/812	336/696/812	336/696/812	258/546/637	258/546/637	234/492/492

Notes:

1. Cooling Capacity: Indoor temperature 27°C DB/19°C WB; Outdoor temperature: 35°C DB/24°C WB.

2. Heating Capacity: Indoor temperature 20°C DB; Outdoor temperature: 7°C DB/6°C WB.

3. Piping Length: Equivalent piping length: 7.5m, level difference: 0m.

4. Sound level is measured 1m below the air outlet horizontally and vertically.

5. The above designs and specifications are subject to change without prior notice. Final specifications please refer to technical specification provided by sales representative.

# Control System

Remote Controller	54
Wired Controller	55
Centralized Controllers	57
Centralized Controller Software	59
BMS System	61
Wireless Network Control	62
<b>Accessories</b>	
AHU Kit	63
Selection Software	65
Monitoring Software	66

## Remote Controller

### YK-L

- 1 ON/OFF
- 2 Fan Speed Setting HIGH/MED/LOW/AUTO
- 3 Temperature-Setting /Timer Range Setting
- 4 Cooling Mode
- 5 Heating Mode
- 6 Vertical Swing/Horizontal Swing
- 7 Mode Setting AUTO/COOL/DRY/HEAT/FAN
- 8 Turbo Wind
- 9 Health Function
- 10 Silence Function
- 11 Sleep Function
- 12 Timer On/Off
- 13 I Feel Function
- 14 LED Display On/Off
- 15 Anti-fungus Function
- 16 Clean Function
- 17 Auxiliary Electric Heating
- 18 Spot Swing
- 19 Economic Function

**\*YK-L -for commissioning**

### YK-K

- 1 Mode Setting AUTO/COOL/DRY/HEAT/FAN
- 2 Fan Speed Setting HIGH/MED/LOW/AUTO
- 3 Vertical Swing
- 4 Feeling Function
- 5 Strong Wind
- 6 Sleep Function
- 7 LED Display On/Off
- 8 Temperature-Setting /Timer Range Setting
- 9 ON/OFF
- 10 Timer On/Off
- 11 Horizontal Swing
- 12 Clean Function
- 13 Health Function
- 14 Fungusproof Function

### Function

- 1. Background light**  
The background light allows users to operate the device in a dark room. The device lights up when a button is pressed, and turns off when a given operation is completed.
- 2. Addresses setting**  
Besides the machine's auto addressing function, users can set the indoor unit's address on the remote controller YK-L.

### Specifications

Model	YK-L	YK-K
Dimension (WxHxD) (mm)	52x160x25(max)	50x140x28.5(max)
Power(V)	3V(1.5V×2)	3V(1.5V×2)

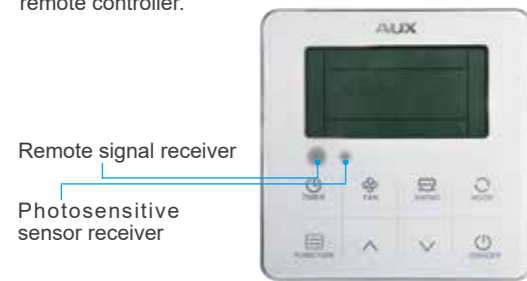
# Wired Controller



## Features

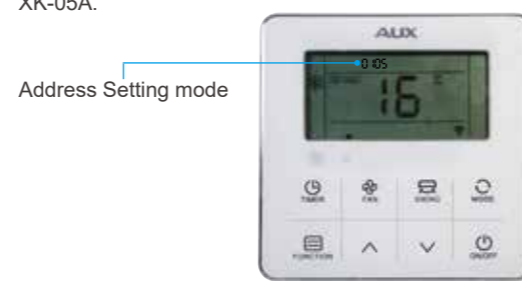
### Built-In Remote Signal Receiver

A signal receiver is built-in the remote controller. Signal from remote controller can be received by wired controller, so the system status could be adjusted using a remote controller.



### Addresses Setting

The address setting function is coupled with easy installation and simple future maintenance. Service personnel can set the address for the indoor unit using XK-05A.



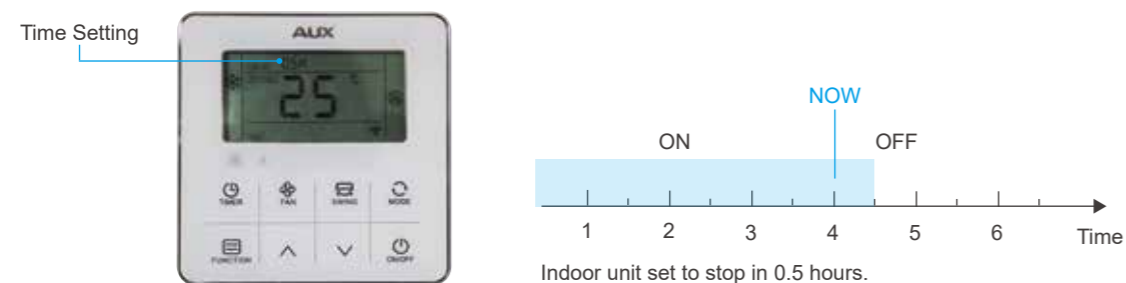
### Follow Me

With the follow me function, the indoor unit responds to the temperature measured by the temperature sensor built-in the wired controller, rather temperature sensor in the indoor unit itself, so the temperature is measured closer to the user, rather than at the ceiling or floor height.



### Built-in Timer

The built-in daily timer allows the systems automatically start and stop according to user-defined time setting.




### User-Friendly & Elegant Design

The XK-05A is a hidden-mode controller specially designed for hotels, hospitals, schools, offices. Fitted with a background light as standard, easy to use in the dark night.



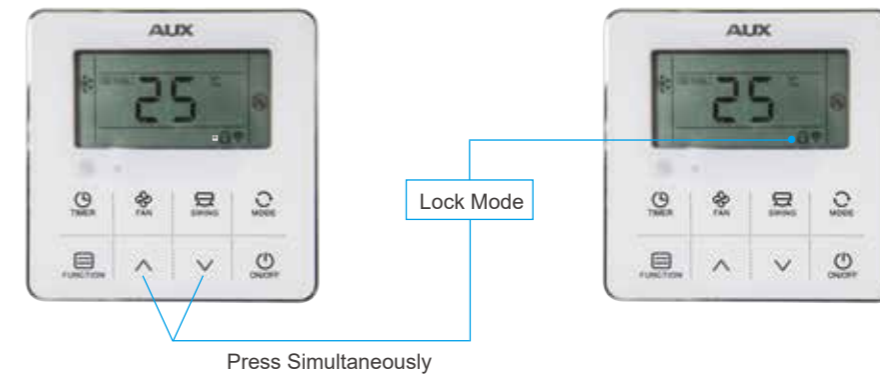
### Error Reporting

If there is a malfunction, error codes are displayed in the temperature setting area of the controller's display screen.



### Keyboard Locking

The locking function could prevent other people changing the setting state at will in public places.



## Features

### Specifications

XK-05A	
Model	
Dimension (WxHxD) (mm)	120×120×18
Power Supply(V)	DC 12V by IDU

# Centralized Controllers

## Touch Screen Centralized Control

AUX touch screen centralized controller is a multifunctional device that can control up to 256 indoor units within a maximum connection length of 1200meters. Users could enjoy the flexibility of either controlling multiple units as a group or controlling each unit individually.



## Multi-system Control

256 indoor units with no repeated address from different outdoor systems could be centralized controlled together. this greatly reduces system limitations.



## Multiple Lock function

The new centralized controller could not only lock their own keyboards, it could also enable the users lock each unit's setting mode or remote controller.



## Weekly Schedule Control

The CC-02 centralized controller's weekly schedule timer function allows users to set up to four scheduled periods per day ,each with its own operation mode and temperature setting.



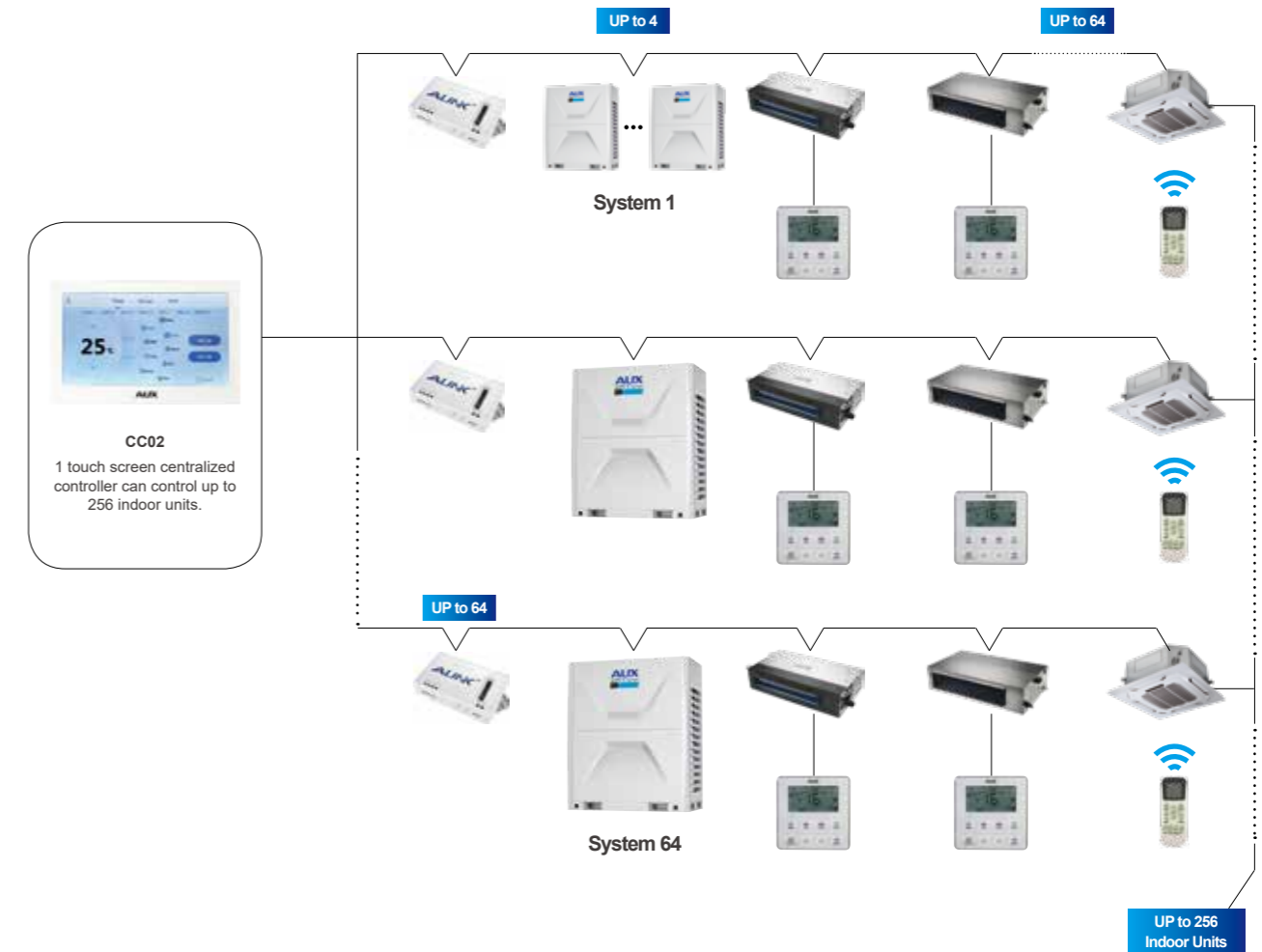
## Indoor Units Operation Status Display

Error and protection codes are shown directly on centralized controller's displays, no need to access outdoor unit's PCBs to obtain codes .The building management professionals could inquire a wide range of historical error and protection codes to get the system status information before contacting a service engineer.



## Flexible Wiring

The centralized controllers could be connected directly to the master outdoor unit or any indoor unit of each system .so it significantly simply wiring configuration.

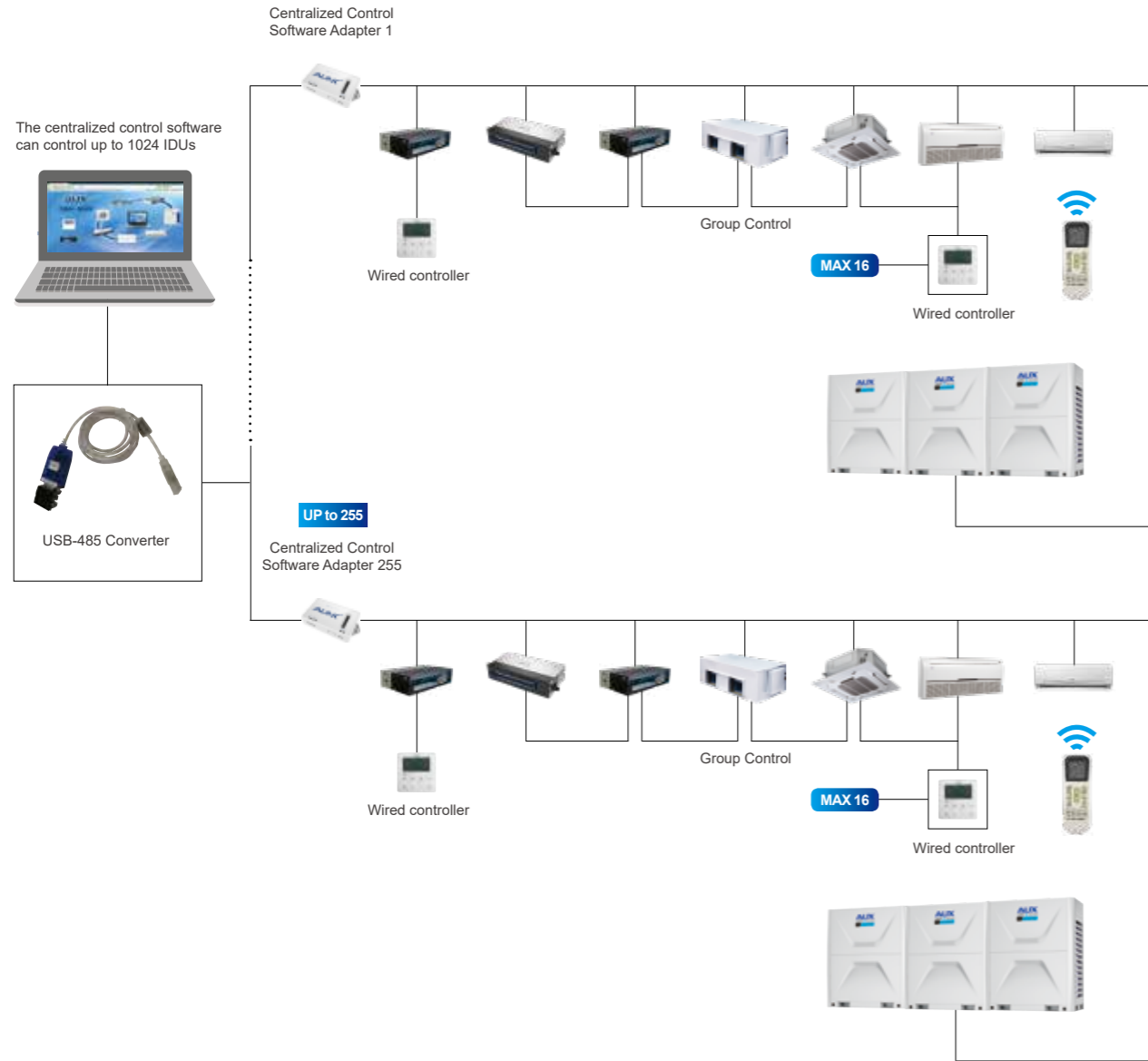


## Main Components of Centralized Controller

	CC-02	CM-MTD/AM01(NEW adapter)	Old central adapter
Model			
Dimension(W×H×D) (mm)	176x116x12 (Outside the wall) 120x60x25 (Inside the wall)	127 ×65.8×20.8	115 ×90×73
Power supply	AC 180-240V (50/60Hz)	DC 12V	DC 12V & AC 180-240(50/60HZ)

# Centralized Control Software

## System Overview



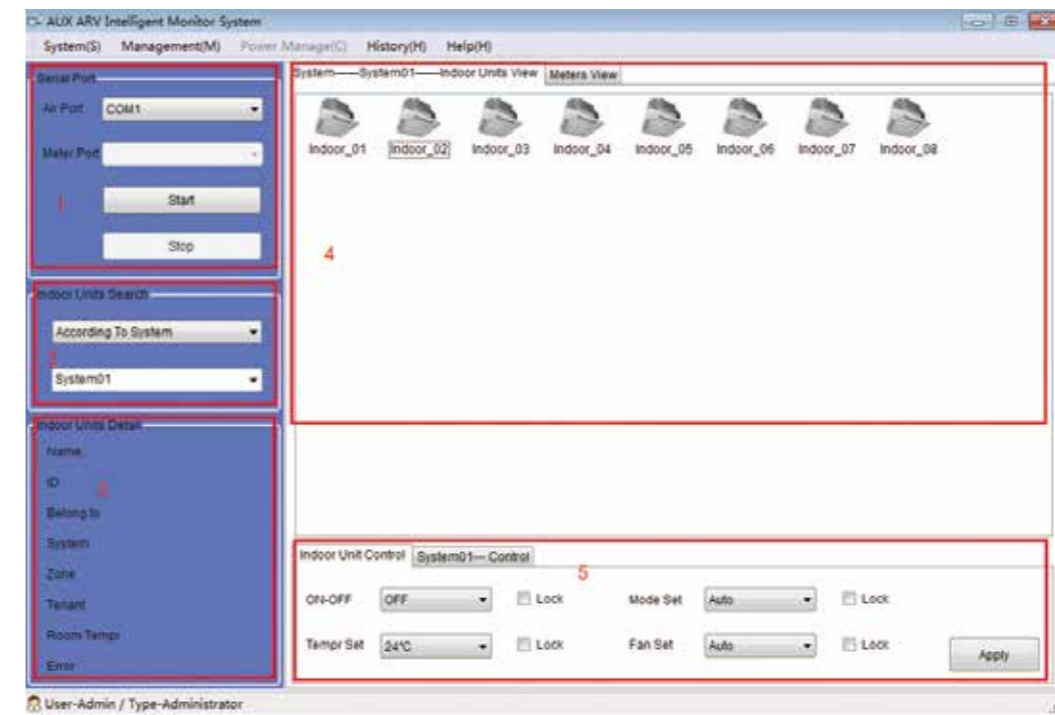
## System Overview

Users do not need to go to the harsh environment of the site, they can monitor the function of units just through computer. This greatly improves convenience of daily management and the efficiency of central air conditioners; Timely find the fault and save the maintenance cost of air conditioner units, minimize losses; Timer function with multi-period week, fully automated schedule planning of unit; The centralized control software can access at most 255 ARV systems, Total 1024 IDUs.

## Main Components Of Centralized Control System

No	Main Components	Requirement & Function
1	Host Computer 	Operation system: Windows XP SP2 and above, Windows 7
2	Central control adapter  CM-MTD/AM01 (NEW adapter) 	Computer and communication protocol and unit end communication protocol are incompatible with each other, must add communication adapter plate to make both communicate. Each ARV system matches 1 adapter plate.
3	RS-232 to RS-485/422 converter  USB to RS-485/422 converter 	The centralized control system RS485 network signal conversion for RS232 serial signal to achieve the interconnection of computers with centralized control system.
4	RS-485/422 Repeater 	Extend the communication distance and increase the number of RS-485 bus network. The repeater is not required, only when there is more than 30 systems or communication distance is more than 800 meters.

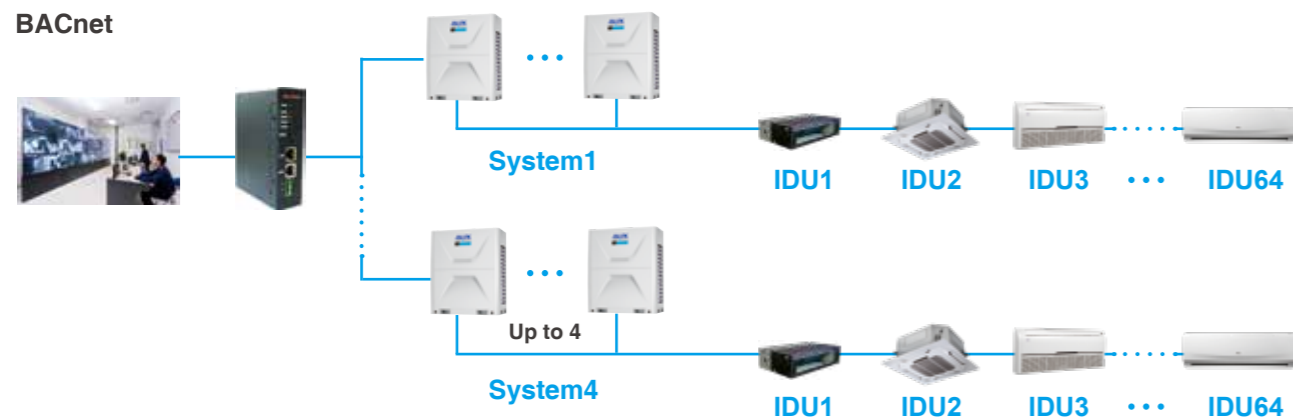
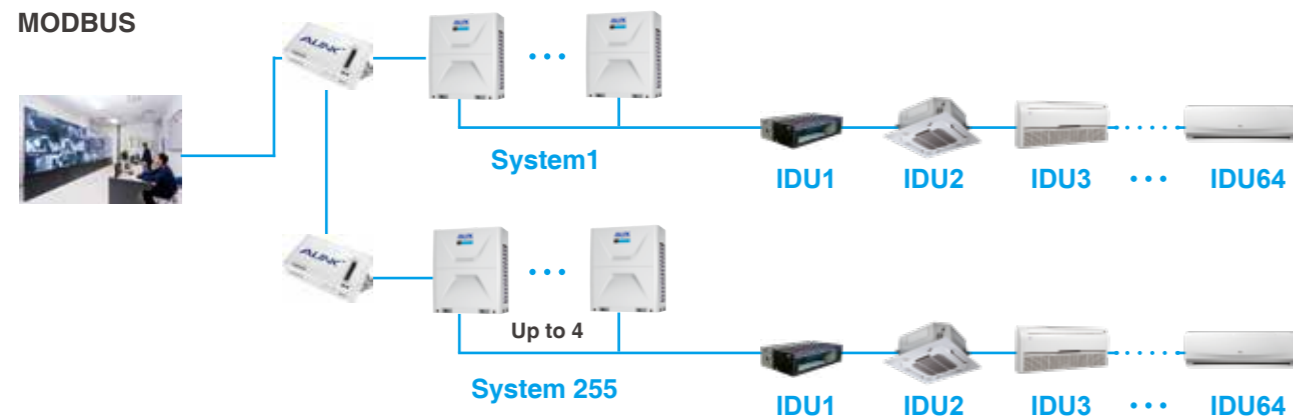
## Software Introduction Main Interface



**Area 1** -- Serial setting area, choose the serial and press "Start" button, system will in operation, press "Stop" button, system will stop working;  
**Area 2** -- The inquire area for air conditioner unit, it can be divided into the system inquire and user-defined group inquire, the inquired unit will be displayed in area 4.  
**Area 3** -- Display area of single air conditioner indoor unit, select one of indoor units in area 4, then the area will display the name, ID (address of indoor unit), system belonged, group belonged, current condition, the room temperature of indoor unit, failure etc.  
**Area 4** -- Display area of air conditioner group, as shown in above picture, it displayed all the indoor units in the group System01.  
**Area 5** -- Control area of air conditioner, it can control one single air conditioner and some air conditioner group, this will be described in detail later.

# BMS System

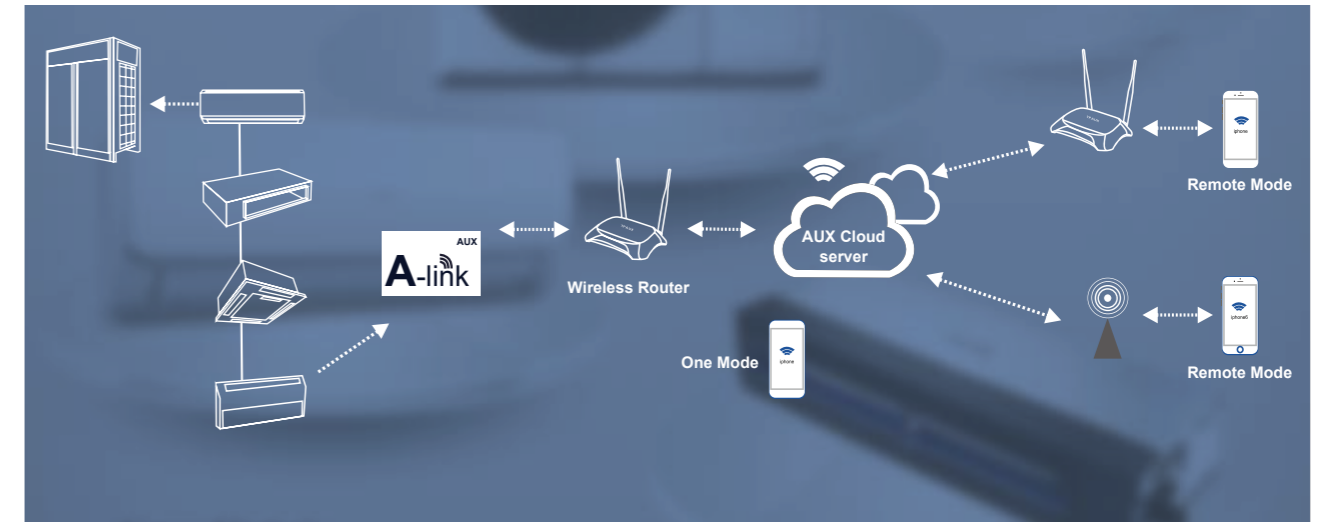
## Overall Structure



Model	CM-MTD/AM01(NEW modbus gateway)	Old Modbus gateway	Bacnet gateway
Dimension(W×H×D)mm	127 ×65.8×20.8	115 ×90×73	115×35×135
Power supply	DC 12V	DC 12V & AC 180-240(50/60HZ)	DC 24V,7W
Feature	Max.255	Max.64	Unlimited( HUB)

# Wireless Network Control

## Schematic Diagram




## Features

1. AUX air conditioner can connect to intelligent terminal through WIFI or GPRS network, customers can enjoy fun and convenience of remote control the AC via iphone, ipad and other mobile terminals(Android and IOS) at anytime and anywhere.
2. The function of software on Mobile terminal includes mode control, temperature control, swing control, timing control.
3. Customers can set schedule to plan their day, also the scene mode can be set conveniently.

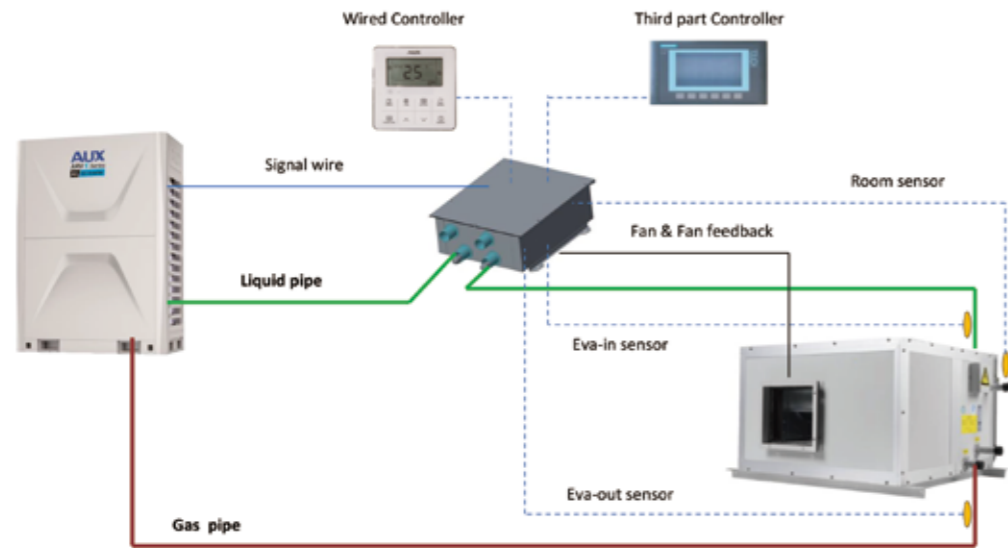


# Accessories-AHU Kit



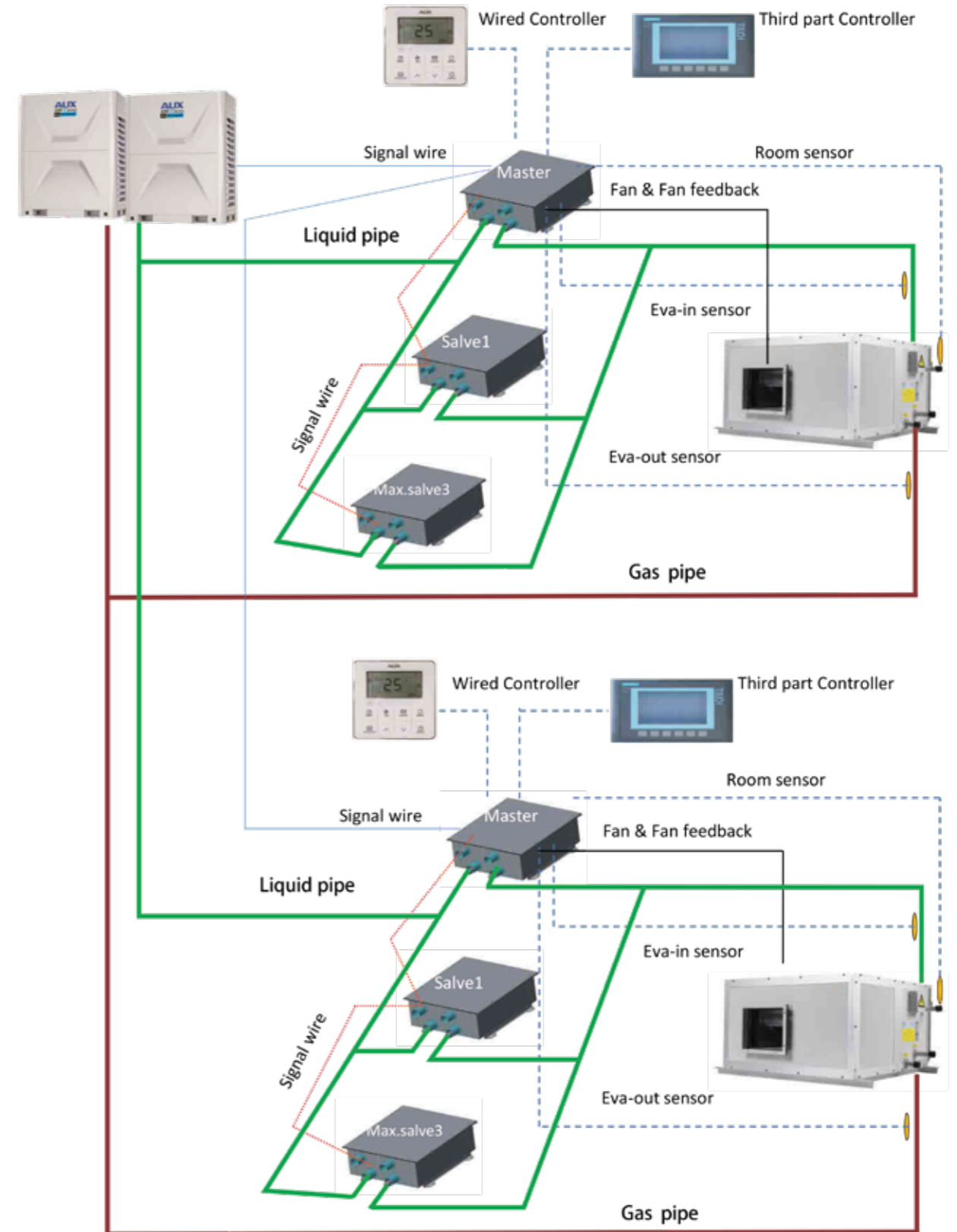
Model	Dimension(W×D×H)mm	AHU capacity(kw)	"DX coil volume (min-max)dm³"	Reference air volume(m³/h)	Power supply
ARVK-01A	574×446×180	11.2-14	2.1-2.6	2000	220-240V,50,1
		14-18	2.6-3.3	2300	
		18-20	3.3-3.7	2700	
		20-25	3.7-4.6	3000	
		25-30	4.6-5.5	3800	
ARVK-02A	574×446×180	30-36	5.5-6.6	4500	
		36-40	6.6-7.4	5500	
		40-45	7.4-8.3	6000	
		45-50	8.3-9.2	7000	
		50-56	9.2-10.3	8000	

## Single AHU connection



Above diagram suitable for factory default control, 0-10V( temperature control ), 0-10V( pressure control)

## Multi AHU connection

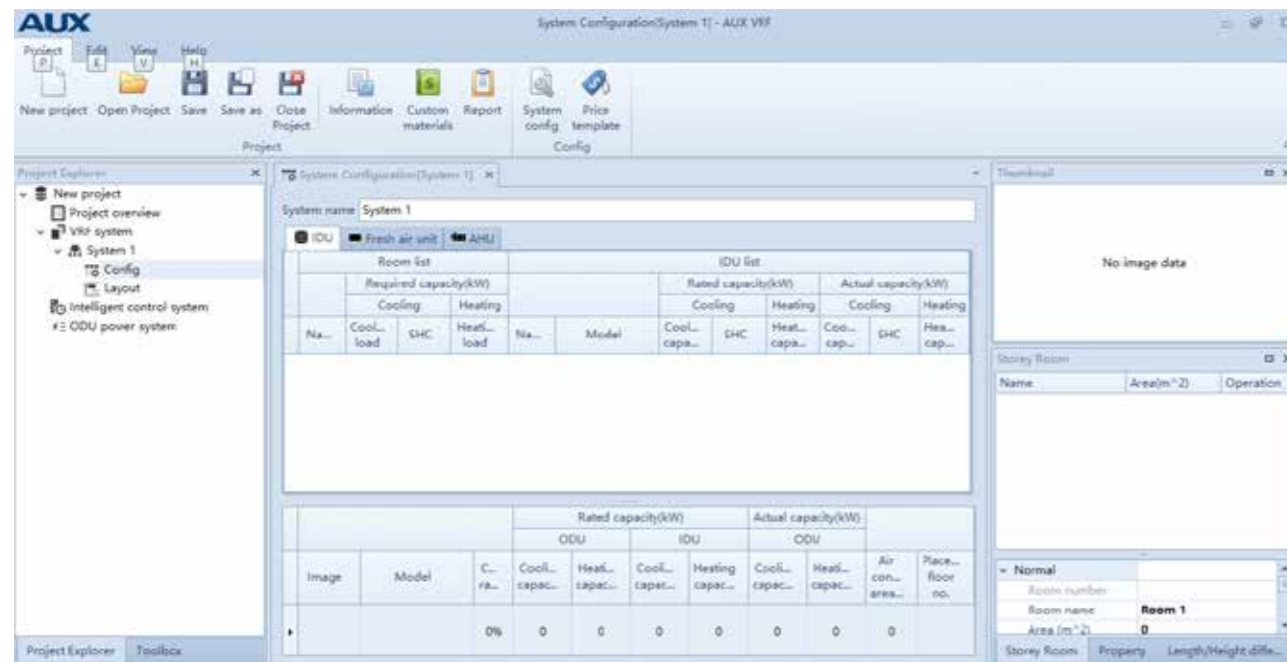


Above diagram suitable for factory default control, 0-10V( temperature control )

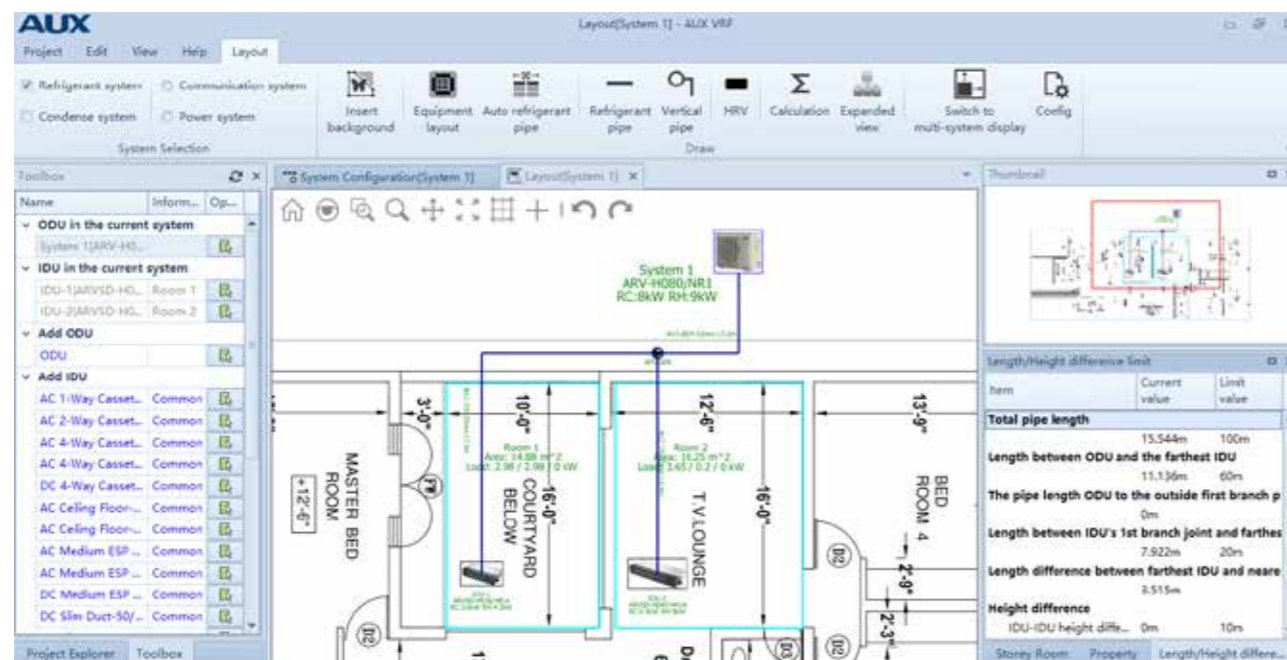
# Accessories-Selection Software

To meet the customers' requirements, AUX has developed the advanced selection software. The software provides quick and convenient selectable options for users, supports multiple languages, greatly improves the selection and installation process.

## 6 Parts Of The ARV Selection



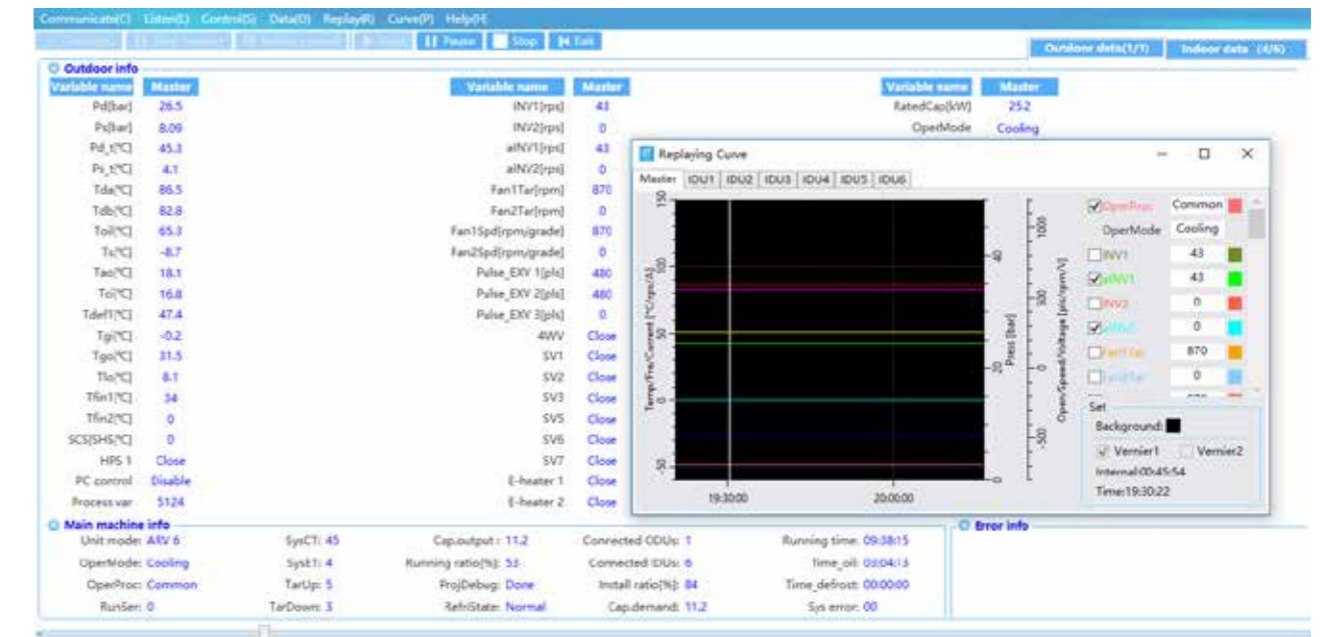
## The Result As Below



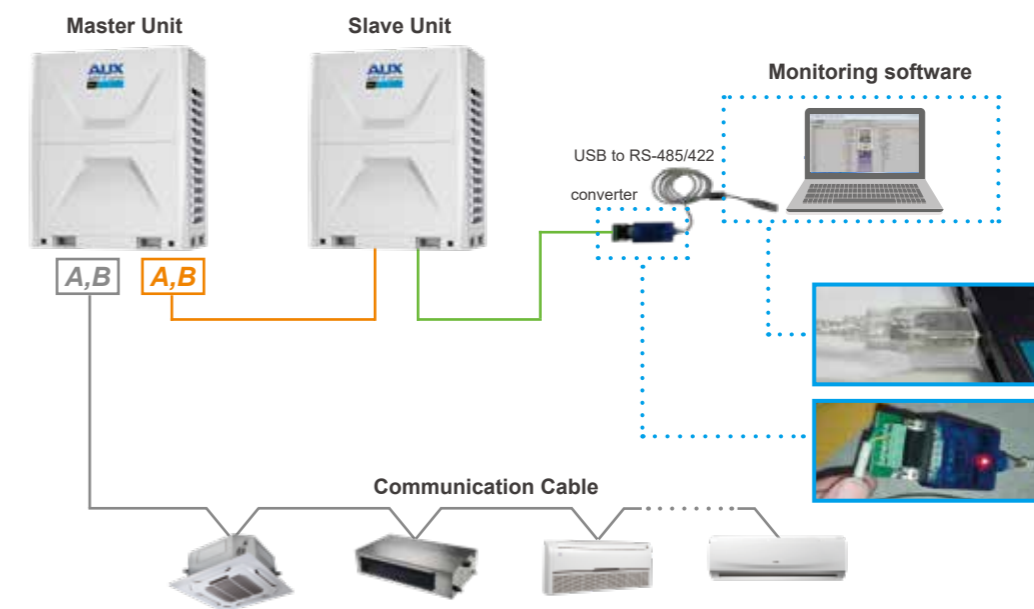
# Accessories-Monitoring Software

Self-diagnosis software can be used as remote controller, it is recommended for commissioning. It can monitor the running state of the outdoor and indoor units real time. And display the malfunctions, be convenient to do the commissioning and trouble-shooting work.

## Monitoring Software ( ARV6)



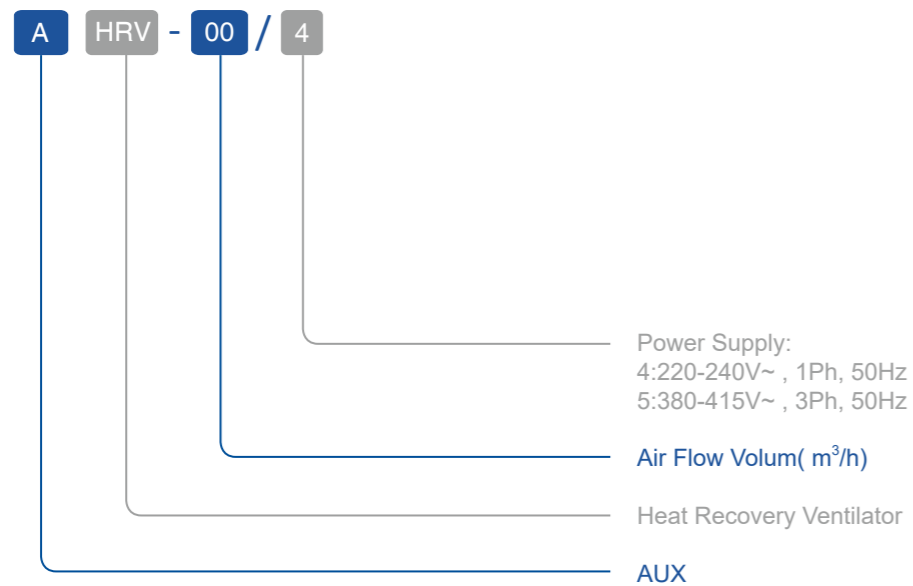
## Installation Diagram



# HRV-Heat Recovery Ventilator

## Nomenclature

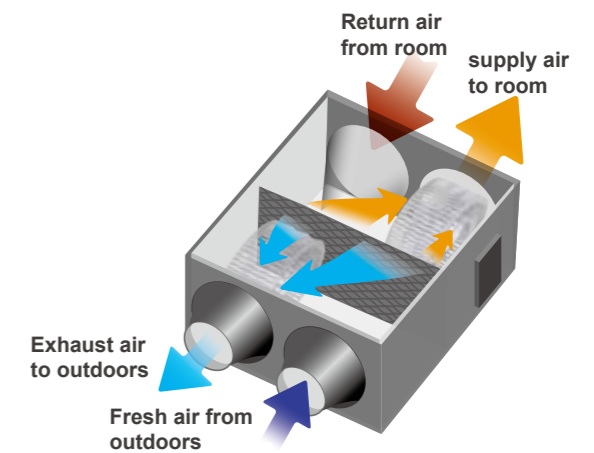
A HRV - 00 / 4



# HRV-Heat Recovery Ventilator

## Adopt Centrifugal Fan With Lower Power Consumption And Longer Air Supply Distance; Easy Control, Friendly Operation.

All units are equipped with 3-speed fan mode, adjusting the air flow rate in accordance with the ceiling height. Innovative centrifugal fan provides larger air volume but lower noise, making the air supply more quietly and smoothly.



## Different Modes For Your Choice

Exhausting mode (Hi/Mid/Low fan speed can be chosen)

Air supply mode (Hi/Mid/Low fan speed can be chosen)

By pass mode (Hi/Mid/Low fan speed can be chosen)

In this mode, there is no heat exchanging happened, which is more energy saving.

For example:

If outdoor temperature is lower than indoor, we don't need heat exchanging, but we need fresh air. We can choose by pass mode.

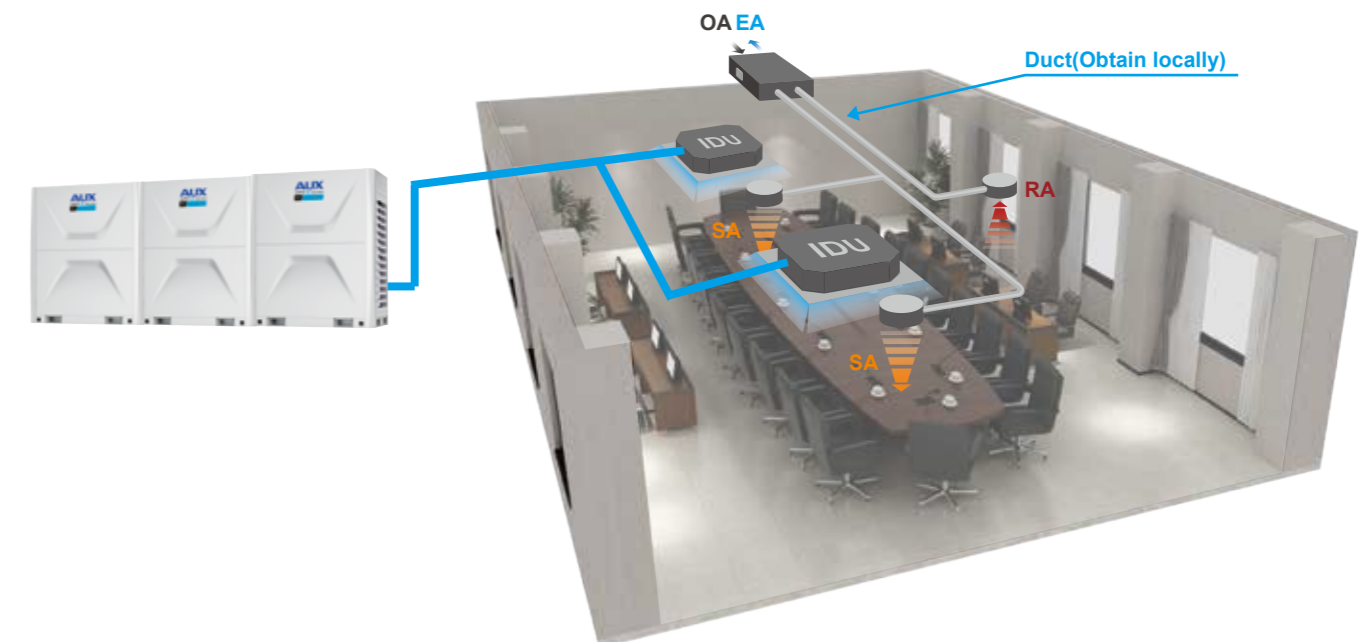
Remark: this mode is only available for HRV-200~1000.

Heat exchanging mode (Hi/Mid/Low fan speed can be chosen)

In this mode, supply air flow=exhaust air flow.

Auto mode

In this mode, the unit will run at heat exchange mode or by pass mode judged by outdoor temperature and indoor temperature with low speed air flow.



# HRV



## Specification-HRV

Model		AHRV-200/4	AHRV-300/4	AHRV-400/4	AHRV-500/4	AHRV-600/4	AHRV-800/4	AHRV-1000/4
Volume	m3/h	200	300	400	500	600	800	1000
	CFM	118	176	235	294	353	471	588
External static pressure	Pa	75	75	80	80	90	100	130
Electric Data	Power Supply	V-,Hz,Ph	220-240,50,1	220-240,50,1	220-240,50,1	220-240,50,1	220-240,50,1	220-240,50,1
	Power Input	W	65	120	200	220	242	410
Cooling	Temp. Efficiency	%	60	60	60	60	60	60
	Enthalpy Efficiency	%	50	50	50	50	50	50
Heating	Temp. Efficiency	%	65	65	65	65	65	65
	Enthalpy Efficiency	%	55	55	55	55	55	55
Noise Level	dB(A)	37	39	40	41	41	43	45
Flange	mm	φ 144	φ 144	φ 144	φ 194	φ 194	φ 243	φ 243
Net Weight	kg	25	27	30	41	41	68	82
Net Dimension(WxDxH)	mm	848×654×264	926×722×270	926×927×270	1018×1024×270	1018×1024×270	1274×1007×388	1274×1257×388
Gross Dimension(WxDxH)	mm	910×710×405	985×775×405	985×980×405	1085×1080×405	1085×1080×405	1335×1055×533	1345×1315×548

## Specification-HRV

Model		AHRV-1500/5	AHRV-2000/5	AHRV-2500/5	AHRV-3000/5	AHRV-4000/5	AHRV-5000/5
Volume	m3/h	1500	2000	2500	3000	4000	5000
	CFM	882	1176	1471	1765	2353	2941
External static pressure	Pa	160	170	180	200	220	240
Electric Data	Power Supply	V-,Hz,Ph	220-240,50,1	220-240,50,1	380-415,50,3	380-415,50,3	380-415,50,3
	Power Input	W	1000	1200	2000	2100	2400
Cooling	Temp. Efficiency	%	60	60	60	60	60
	Enthalpy Efficiency	%	50	50	50	50	50
Heating	Temp. Efficiency	%	65	65	65	65	65
	Enthalpy Efficiency	%	55	55	55	55	55
Noise Level	dB(A)	52	60	62	64	66	68
Flange	mm	320x300	320x300	320x300	320x300	323x253	500x690
Net Weight	kg	200	225	240	270	265	280
Net Dimension(WxDxH)	mm	1600×1270×540	1650×1470×540	1710×1400×600	1700×1630×640	1725×1450×1050	1820×1780×1050
Gross Dimension(WxDxH)	mm	1668×1331×720	1770×1550×665	1770×1550×665	1760×1750×770	1785×1510×1180	1880×1840×1150

# Branch Pipe

Model	Appearance	Dimension	
		Gas side joints	Liquid side joints
AFG-00B			
AFG-12B			
AFG-24B			
AFG-34B			
AFG-50B			
AFG-64B			

Model	Packing Dimension(mm)	Net Weight/Gross Weight(kg)
AFG-00B	300x95x40	0.31/0.35
AFG-12B	330x100x40	0.44/0.49
AFG-24B	370x115x45	0.71/0.77
AFG-34B	440x140x50	1.11/1.20
AFG-50B	480x160x65	1.65/1.76
AFG-64B	480x160x65	1.88/1.98


A\*: The total capacity of indoor units which is connected to this branch joint

# Project Reference




**CTTI Building**

<b>Country:</b>	Pakistan
<b>City:</b>	Islamabad
<b>Capacity</b>	1648KW
<b>Equipment:</b>	DC Inverter VRF(ARV6)
<b>Date:</b>	08-2018




**Izumi Office building**

<b>Country:</b>	Burma
<b>City:</b>	Yangon
<b>Capacity</b>	150KW
<b>Equipment:</b>	DC Inverter VRF(ARV6)
<b>Date:</b>	03-2019



**Solar rays building**

<b>Country:</b>	Burma
<b>City:</b>	Yangon
<b>Capacity</b>	210KW
<b>Equipment:</b>	DC Inverter VRF(ARV6)
<b>Date:</b>	08-2018



**Mr Bricolage**

<b>Country:</b>	Cyprus
<b>City:</b>	Nicosia
<b>Capacity</b>	480KW
<b>Equipment:</b>	DC Inverter VRF(ARV6)
<b>Date:</b>	07-2017

# Project Reference




**Chrystalla Hotel**

<b>Country:</b>	Cyprus
<b>City:</b>	Nicosia
<b>Capacity</b>	180KW
<b>Equipment:</b>	DC Inverter VRF(ARV6)
<b>Date:</b>	




**GEM MALL**

<b>Country:</b>	Mongolia
<b>City:</b>	Ulan Bator
<b>Capacity</b>	650KW
<b>Equipment:</b>	ARV Individual
<b>Date:</b>	06-2018



**Mosul University**

<b>Country:</b>	Iraq
<b>City:</b>	Mosul
<b>Capacity</b>	3780KW
<b>Equipment:</b>	DC Inverter VRF(ARV6)
<b>Date:</b>	06-2019



**ACTOR STUDIO**

<b>Country:</b>	Italy
<b>City:</b>	Barry
<b>Capacity</b>	585KW
<b>Equipment:</b>	DC Inverter VRF(ARV6)
<b>Date:</b>	01-2019



